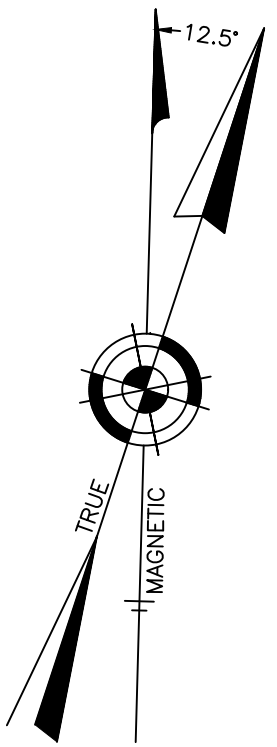
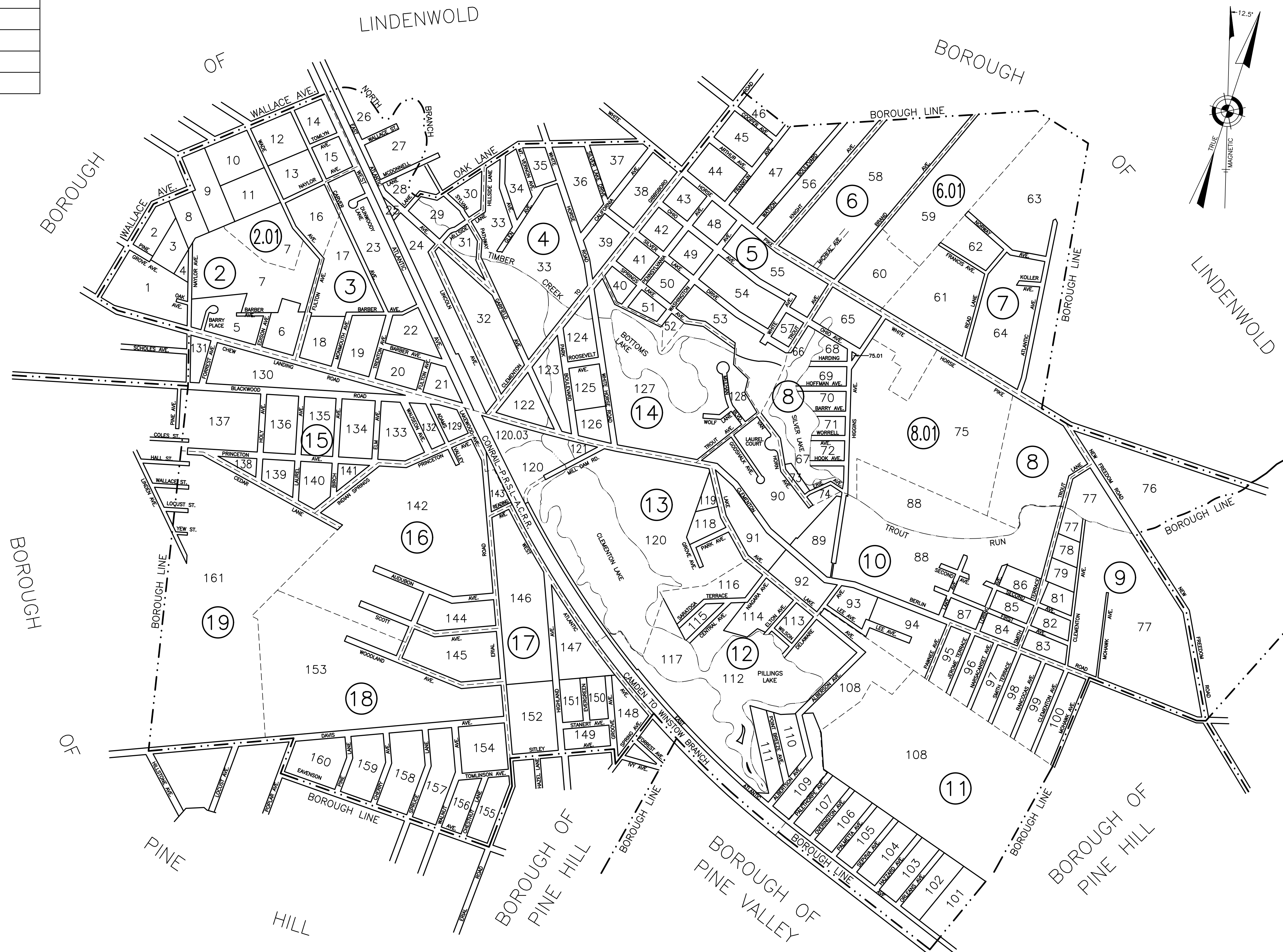


REVISIONS		
DATE	NAME	NO.



LEGEND

KEY SHEET

- 18 (in circle) DETAIL SHEET NUMBER
- 37 (in circle) BLOCK NUMBER
- SHEET LIMIT

DETAIL SHEET

- 6 (in square) BLOCK NUMBER
- 15 (in square) LOT NUMBER
- BLOCK LIMIT

NOTES:

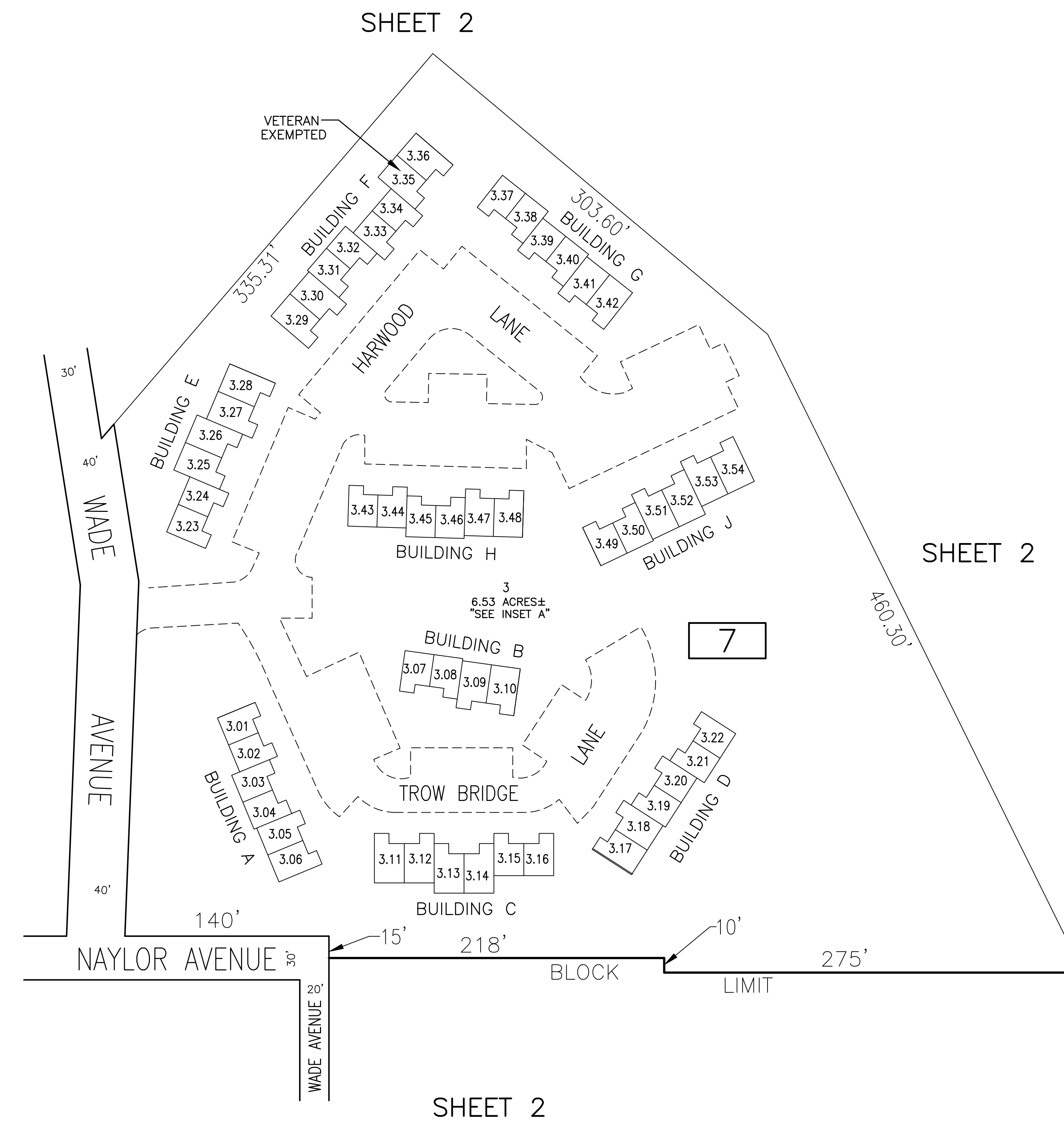
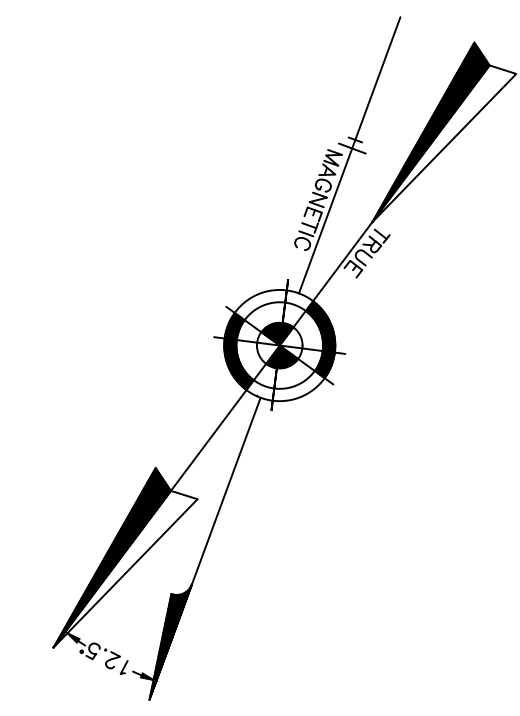
- 1) THE AREAS, BOUNDARIES AND DIMENSIONS SHOWN ON THIS TAX MAP ARE DERIVED FROM GROUND SURVEYS, AERIAL SURVEYS, AND RECORDED PLANS, MAPS, DEEDS, WILLS, AND ARE TO BE USED FOR ASSESSMENT PURPOSES ONLY.
- 2) THIS SHEET HAS BEEN REDRAWN USING COMPUTER AIDED DRAFTING/DESIGN (CAD/D) BASED ON THE MAP PREPARED BY CRAIG F. REMINGTON OF REMINGTON & VERNICK DATED FEBRUARY, 1975.

I HEREBY CERTIFY THAT THIS MAP AND ANY REQUIRED SURVEY HAVE BEEN MADE UNDER MY IMMEDIATE SUPERVISION AND COMPLIES WITH THE LAWS OF THE STATE OF NEW JERSEY.

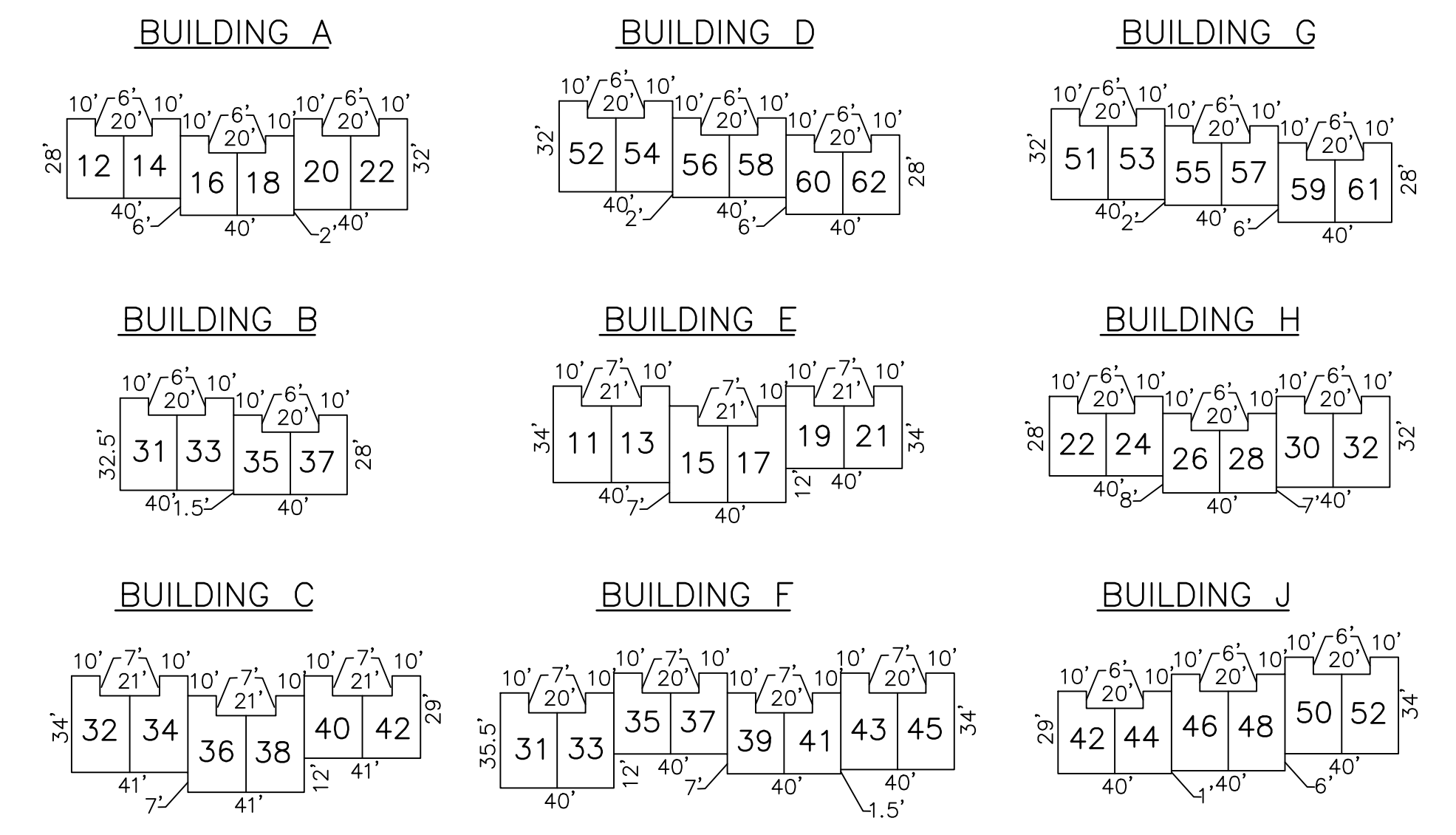
ANTHONY F. DIROSA, PE & PLS DATE
 N.J. PROFESSIONAL ENGINEER & LAND SURVEYOR No. 246804257000

KEY MAP
 BOROUGH OF CLEMENTON
 CAMDEN COUNTY, NEW JERSEY
 SCALE: 1" = 400' JANUARY, 2017
 ANTHONY F. DIROSA, PE & PLS
 N.J. PROFESSIONAL ENGINEER & LAND SURVEYOR No. 246804257000
 BACH ASSOCIATES, PC
 304 WHITE HORSE PIKE
 HADDON HEIGHTS, NEW JERSEY 08035
 (856)546-9611 FAX: (856)546-8612
 TO SHOW CONDITIONS AS OF JANUARY, 2017

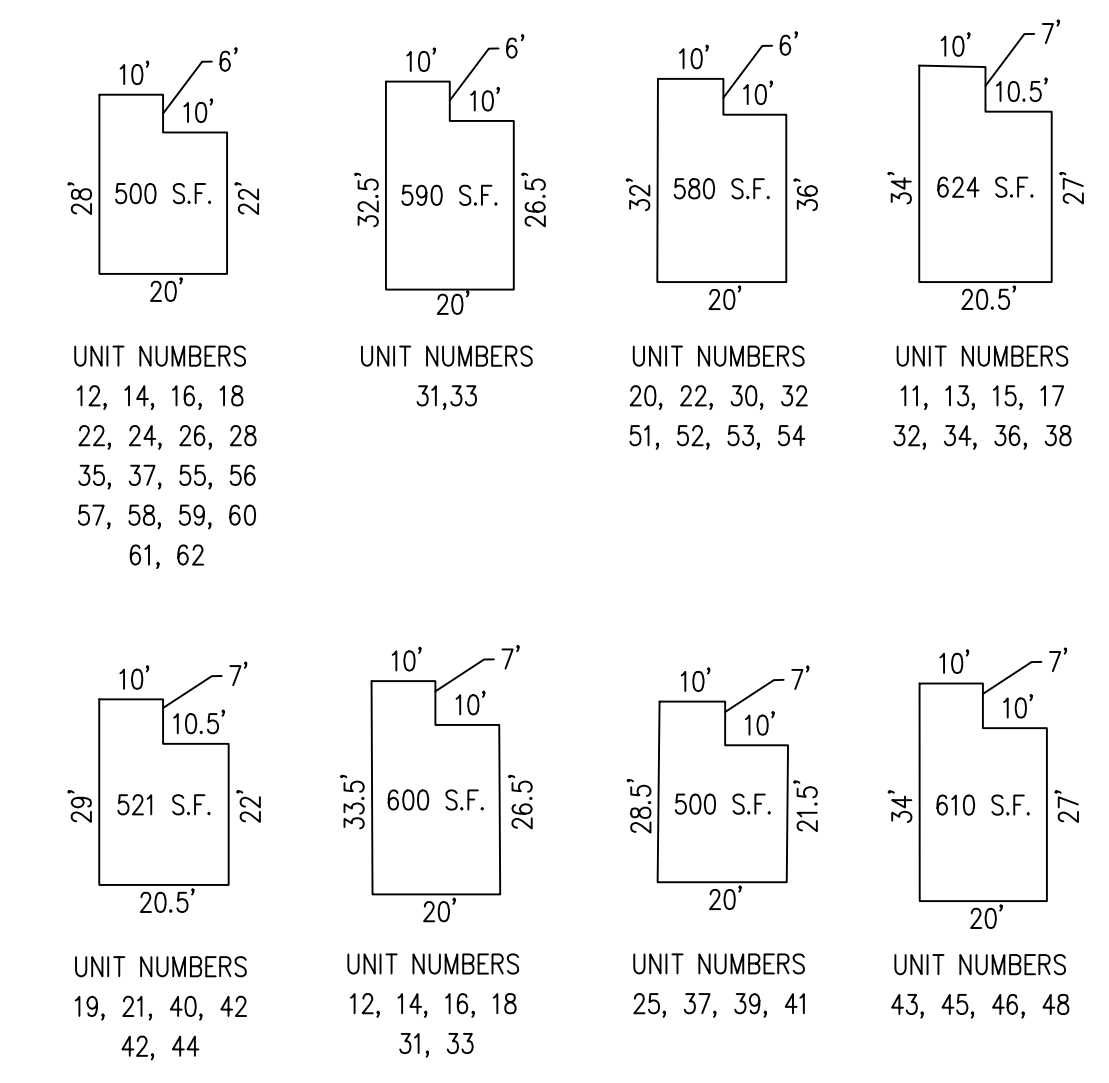
NOTE: THIS SHEET HAS BEEN REDRAWN USING COMPUTER AIDED DRAFTING/DESIGN (CAD/D) BASED ON THE MAP PREPARED BY CRAIG F. REMINGTON OF REMINGTON & VERNICK DATED FEBRUARY, 1975.



HOUSE NUMBERS



INSET 'A'



NOTE: DIMENSION AND SQUARE FOOTAGE ARE TYPICAL FOR SIMILAR UNITS

DETAILS

SHEET 2

SHEET 2

SHEET 2

SHEET 2

TAX MAP
BOROUGH OF CLEMENTON
CAMDEN COUNTY, NEW JERSEY
SCALE: 1" = 50'
JANUARY, 2017
ANTHONY F. DiROSA, PE & PLS
N.J. PROFESSIONAL ENGINEER & LAND SURVEYOR No. 246804257000
BACH ASSOCIATES, PC
304 WHITE HORSE PIKE
HADDON HEIGHTS, NEW JERSEY 08035
(856)546-8611 FAX: (856)546-8612
TO SHOW CONDITIONS AS OF JANUARY, 2017

NOTE: THIS SHEET HAS BEEN REDRAWN USING COMPUTER AIDED DRAFTING/DESIGN (CAD/D) BASED ON THE MAP PREPARED BY CRAIG F. REMINGTON OF REMINGTON & VERNICK DATED FEBRUARY, 1975.



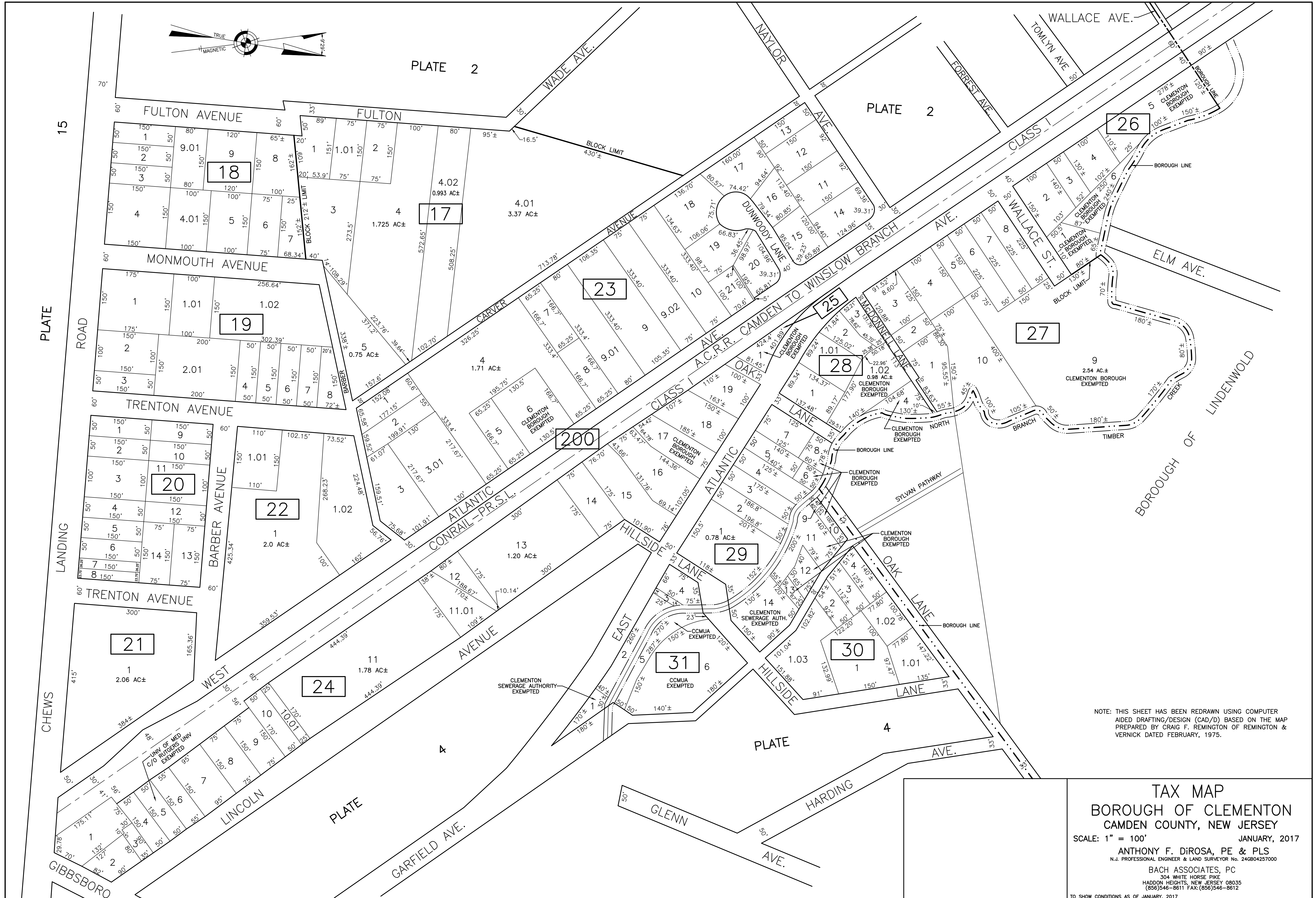
TAX MAP
BOROUGH OF CLEMENTON
CAMDEN COUNTY, NEW JERSEY

SCALE: 1" = 100' JANUARY, 2017

ANTHONY F. DiROSA, PE & PLS
 N.J. PROFESSIONAL ENGINEER & LAND SURVEYOR No. 246804257000

BACH ASSOCIATES, PC
 304 WHITE HORSE PIKE
 HADDON HEIGHTS, NEW JERSEY 08035
 (856)546-8611 FAX: (856)546-8612

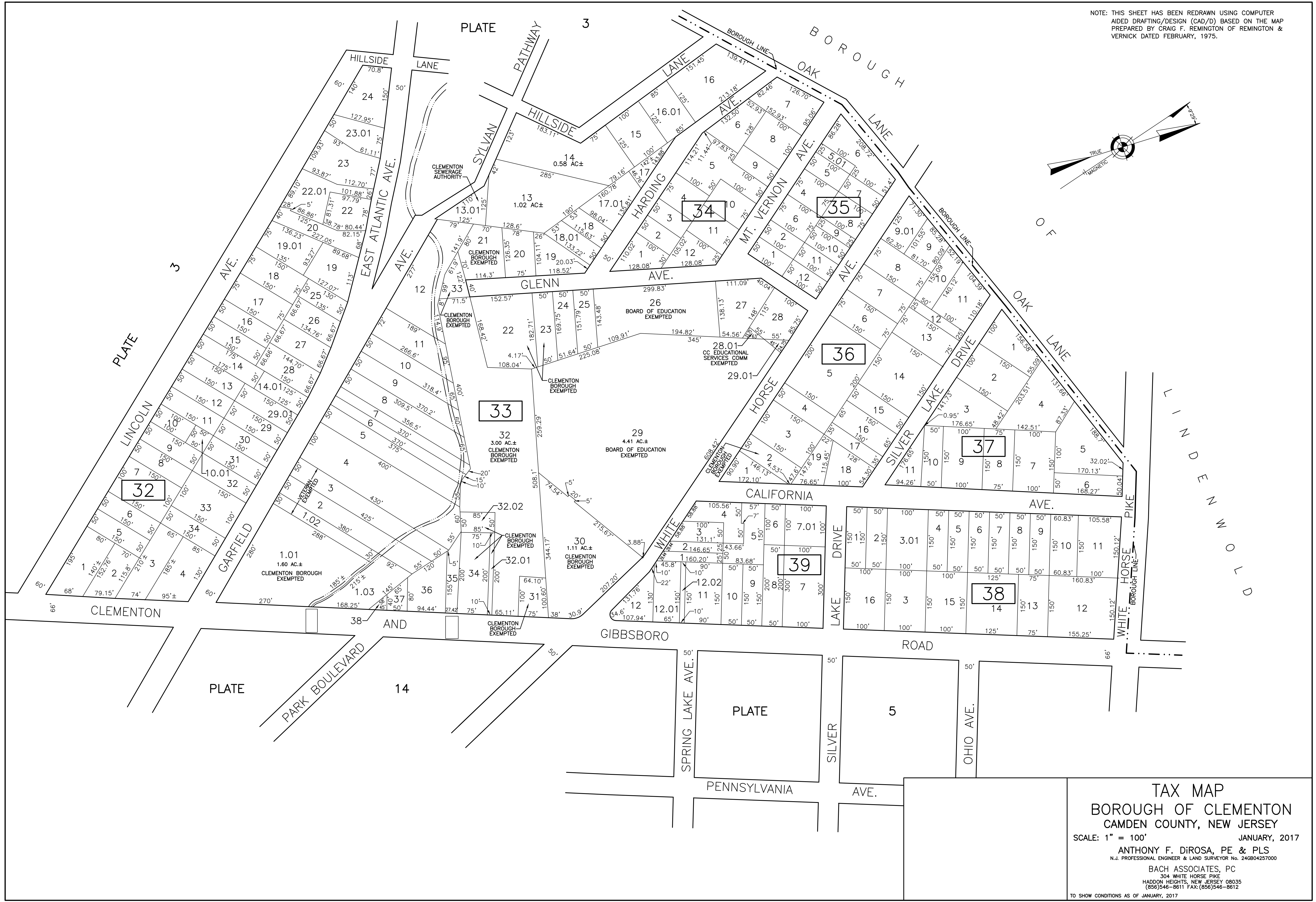
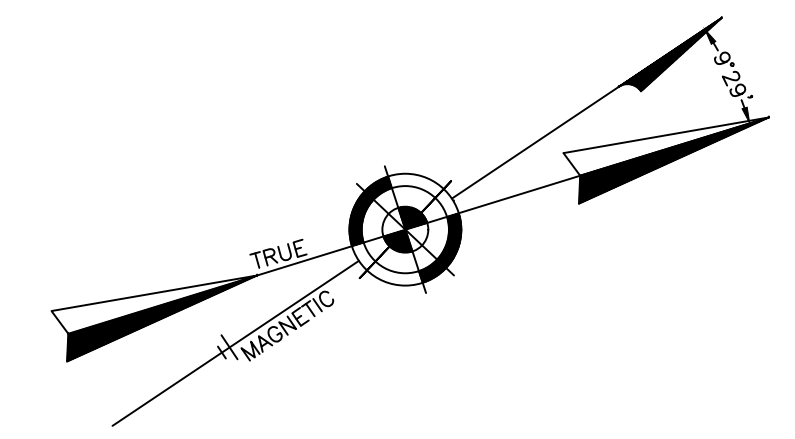
TO SHOW CONDITIONS AS OF JANUARY, 2017



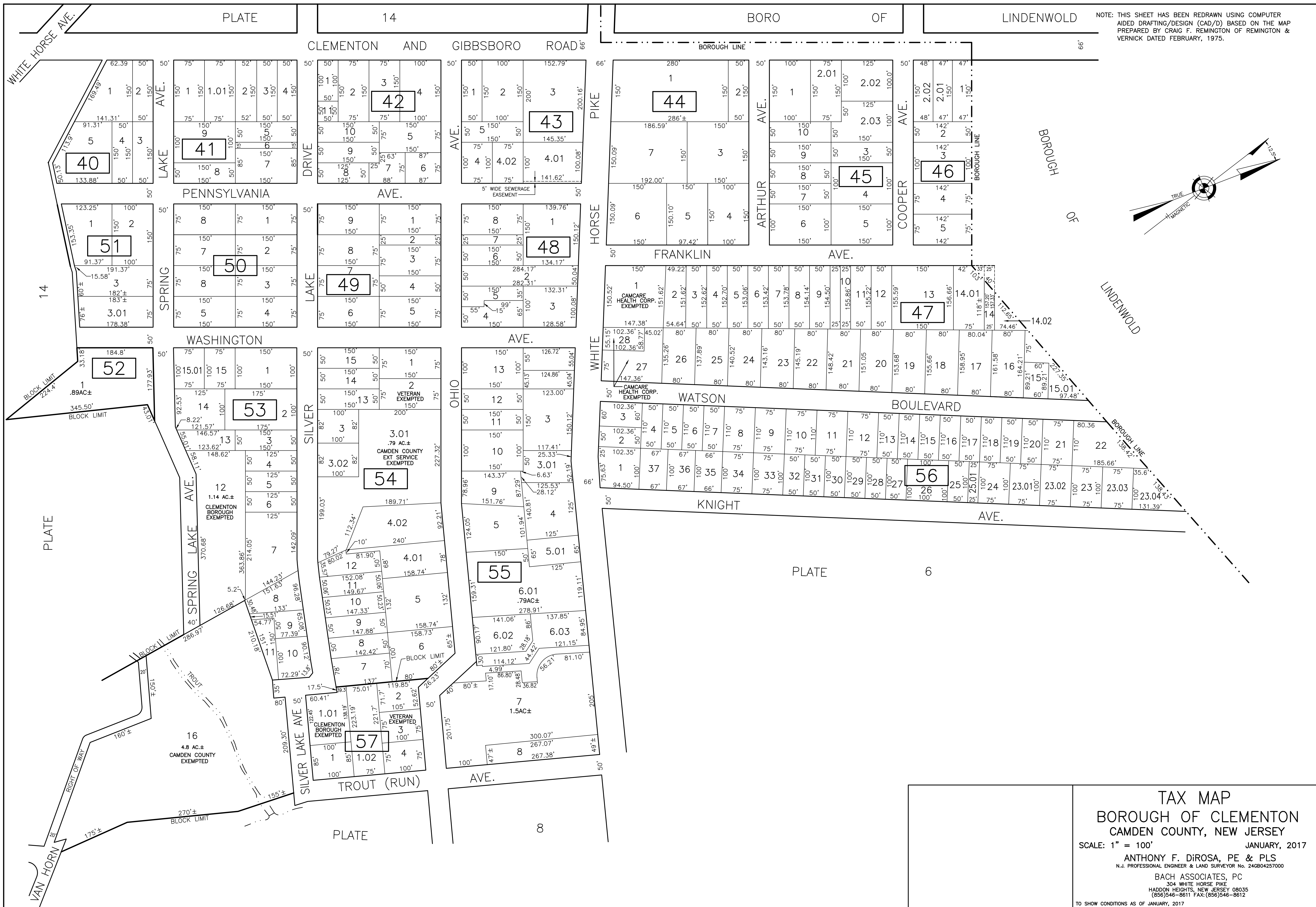
NOTE: THIS SHEET HAS BEEN REDRAWN USING COMPUTER AIDED DRAFTING/DESIGN (CAD/D) BASED ON THE MAP PREPARED BY CRAIG F. REMINGTON OF REMINGTON & VERNICK DATED FEBRUARY, 1975.

TAX MAP
BOROUGH OF CLEMENTON
CAMDEN COUNTY, NEW JERSEY
 SCALE: 1" = 100' JANUARY, 2017
 ANTHONY F. DiROSA, PE & PLS
 N.J. PROFESSIONAL ENGINEER & LAND SURVEYOR No. 246804257000
 BACH ASSOCIATES, PC
 304 WHITE HORSE PIKE
 HADDON HEIGHTS, NEW JERSEY 08035
 (856)546-9611 FAX: (856)546-8612
 TO SHOW CONDITIONS AS OF JANUARY, 2017

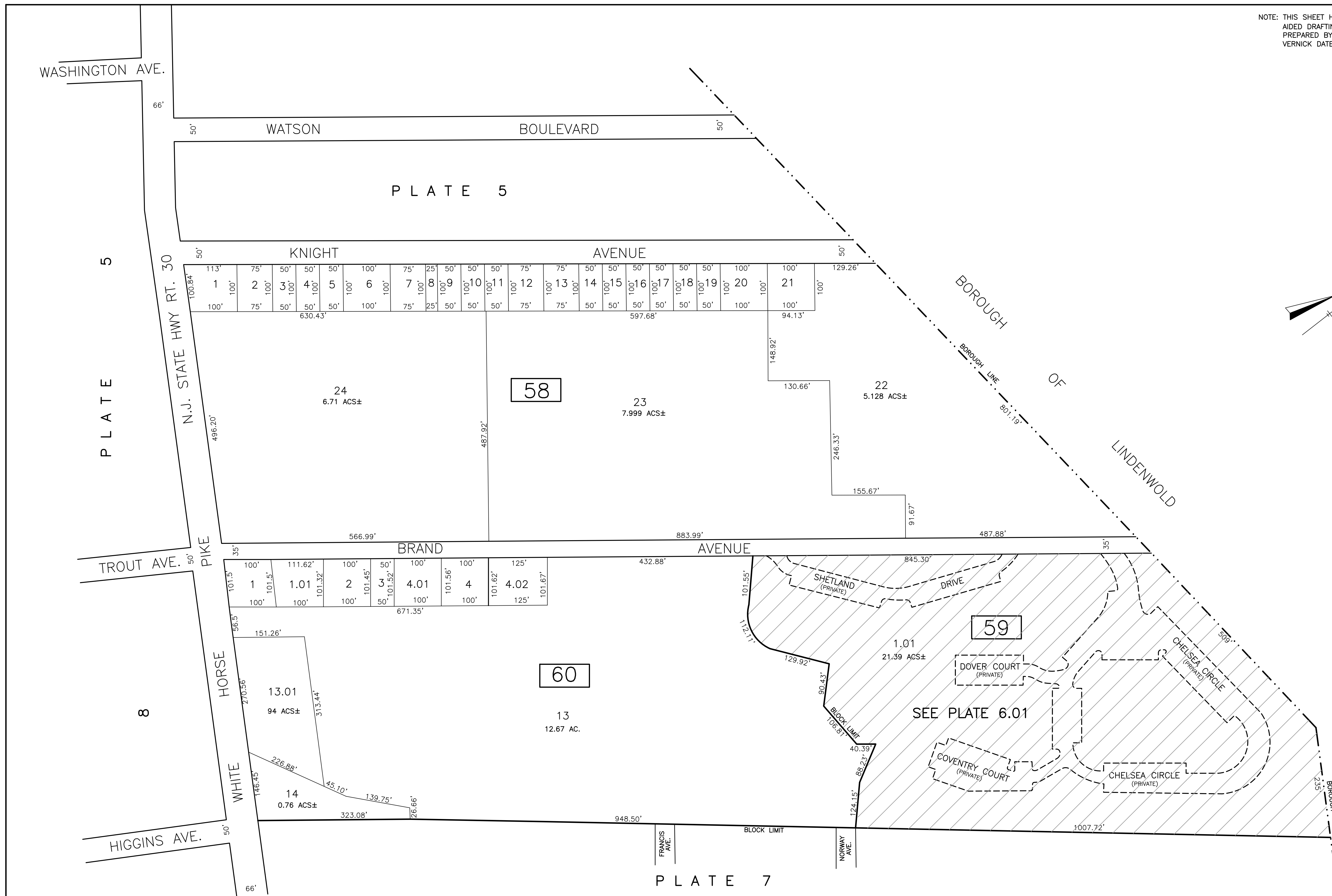
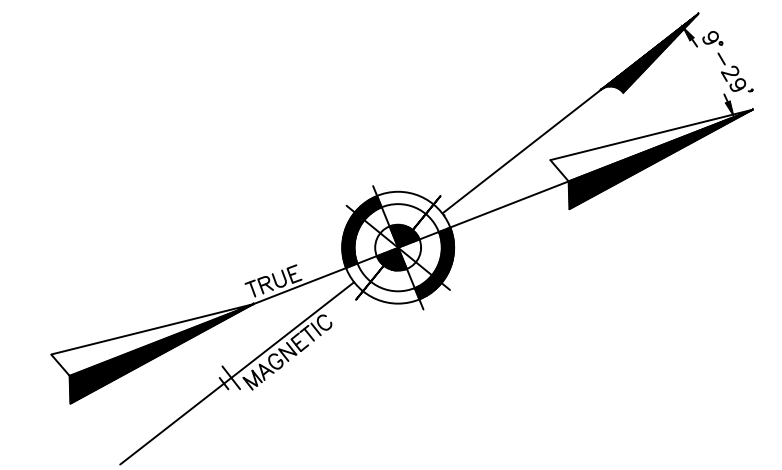
NOTE: THIS SHEET HAS BEEN REDRAWN USING COMPUTER AIDED DRAFTING/DESIGN (CAD/D) BASED ON THE MAP PREPARED BY CRAIG F. REMINGTON OF REMINGTON & VERNICK DATED FEBRUARY, 1975.



TAX MAP
BOROUGH OF CLEMENTON
CAMDEN COUNTY, NEW JERSEY
SCALE: 1" = 100' JANUARY, 2017
ANTHONY F. DiROSA, PE & PLS
N.J. PROFESSIONAL ENGINEER & LAND SURVEYOR No. 246804257000
BACH ASSOCIATES, PC
304 WHITE HORSE PIKE
HADDON HEIGHTS, NEW JERSEY 08035
(856)546-8611 FAX: (856)546-8612
TO SHOW CONDITIONS AS OF JANUARY, 2017



NOTE: THIS SHEET HAS BEEN REDRAWN USING COMPUTER AIDED DRAFTING/DESIGN (CAD/D) BASED ON THE MAP PREPARED BY CRAIG F. REMINGTON OF REMINGTON & VERNICK DATED FEBRUARY, 1975.



TAX MAP
BOROUGH OF CLEMENTON
CAMDEN COUNTY, NEW JERSEY
 SCALE: 1" = 100' JANUARY, 2017
ANTHONY F. DiROSA, PE & PLS
N.J. PROFESSIONAL ENGINEER & LAND SURVEYOR No. 246804257000
BACH ASSOCIATES, PC
304 WHITE HORSE PIKE
 HADDON HEIGHTS, NEW JERSEY 08035
 (856)546-8611 FAX: (856)546-8612
 TO SHOW CONDITIONS AS OF JANUARY, 2017

NOTE: THIS SHEET HAS BEEN REDRAWN USING COMPUTER AIDED DRAFTING/DESIGN (CAD/D) BASED ON THE MAP PREPARED BY CRAIG F. REMINGTON OF REMINGTON & VERNICK DATED FEBRUARY, 1975.

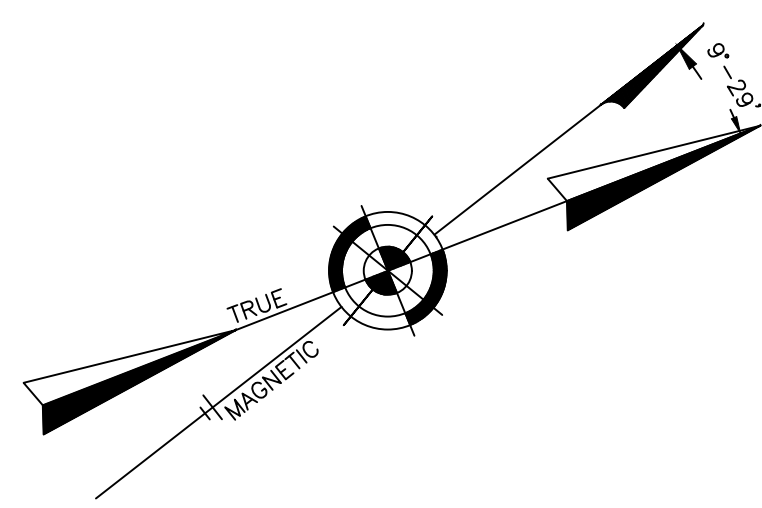
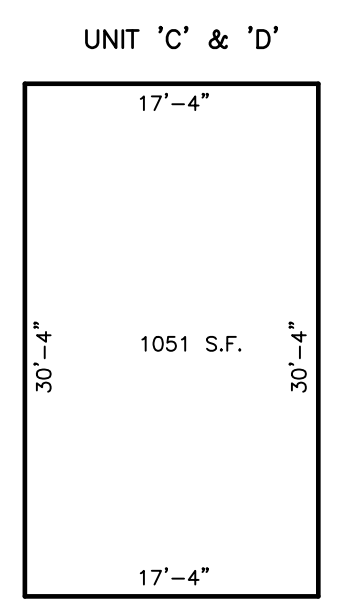
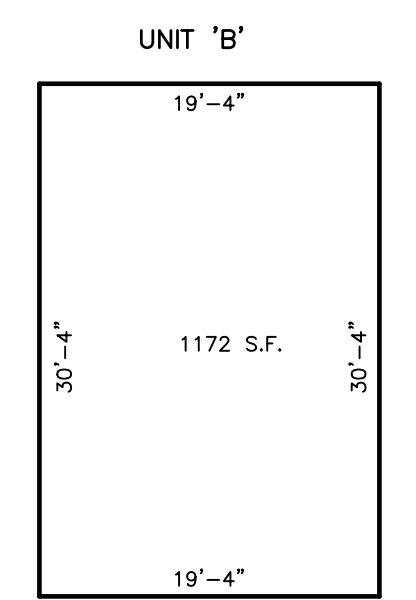
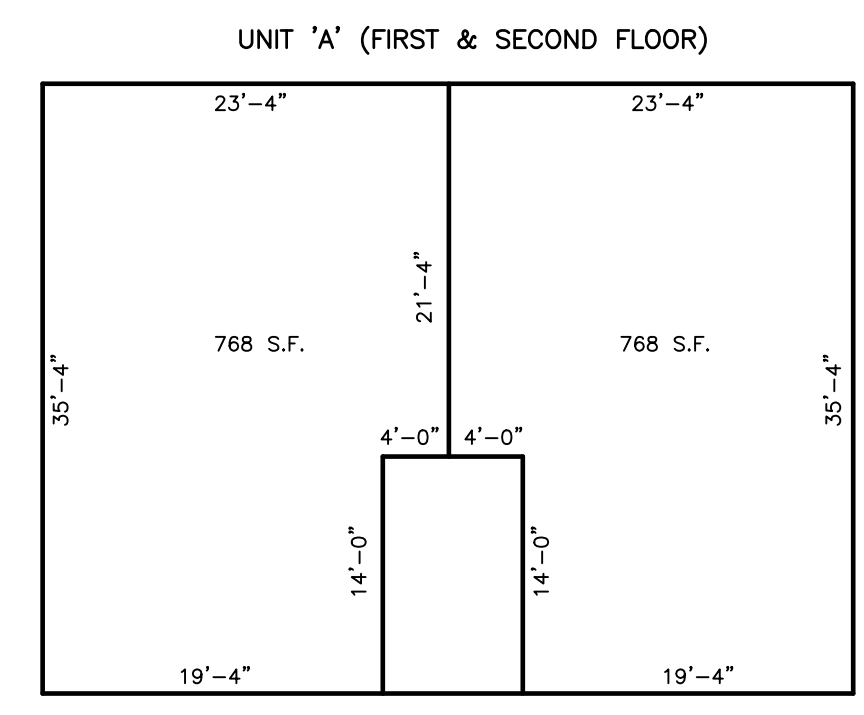


PLATE 6

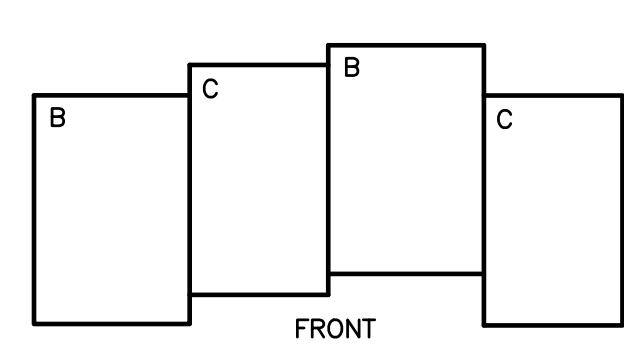
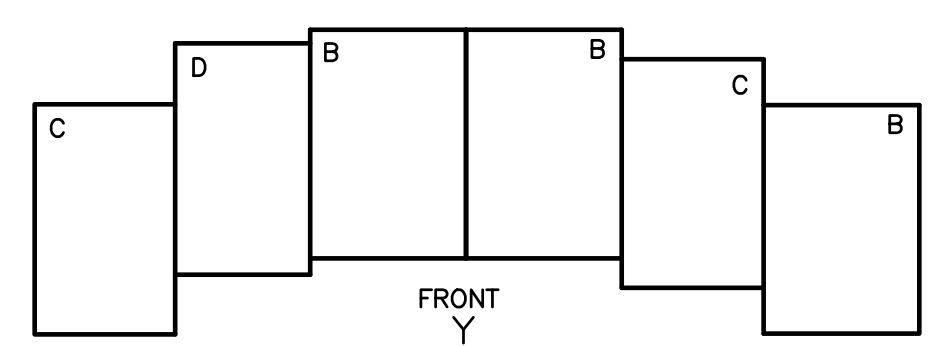
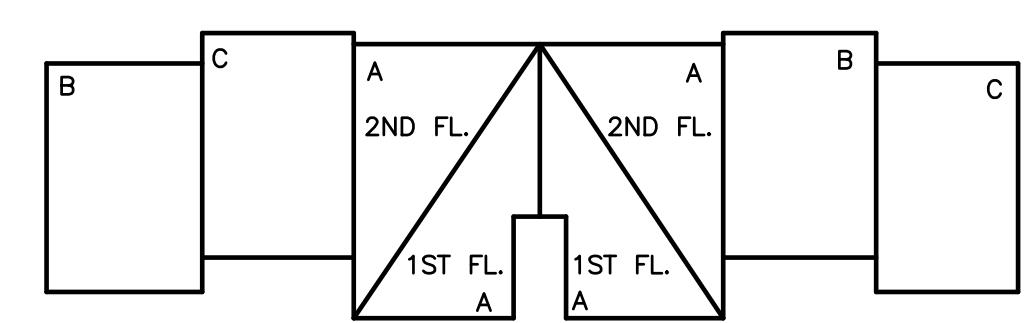
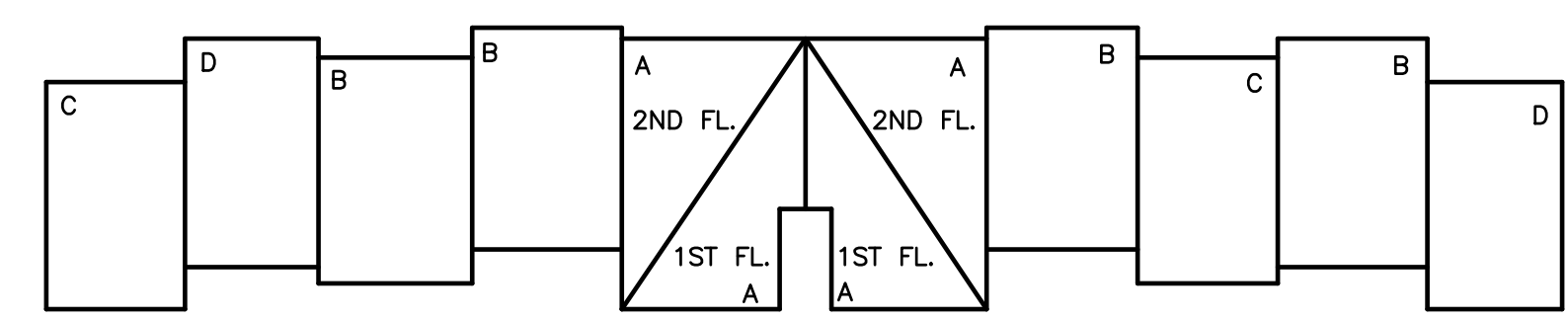


PLATE 6

PLATE 7



UNIT LAYOUT

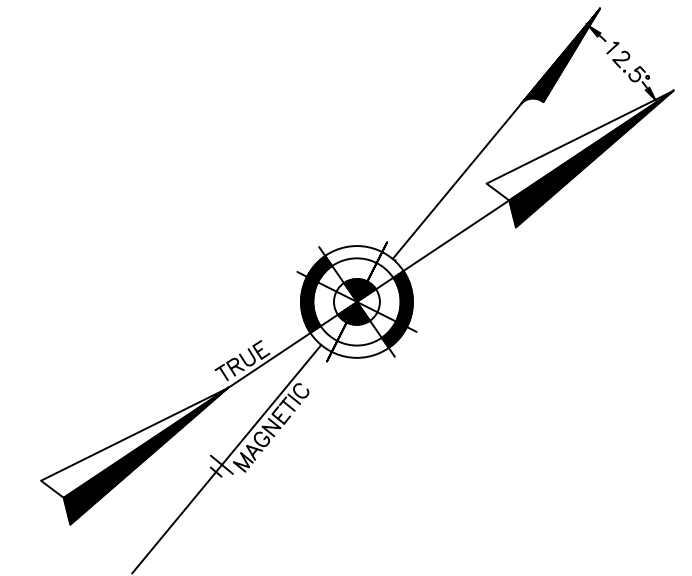


TAX MAP
BOROUGH OF CLEMENTON
CAMDEN COUNTY, NEW JERSEY
SCALE: 1" = 60' JANUARY, 2017
ANTHONY F. DiROSA, PE & PLS
N.J. PROFESSIONAL ENGINEER & LAND SURVEYOR No. 246804257000
BACH ASSOCIATES, PC
304 WHITE HORSE PIKE
HADDON HEIGHTS, NEW JERSEY 08035
(856)546-8611 FAX: (856)546-8612
TO SHOW CONDITIONS AS OF JANUARY, 2017

NOTE: THIS SHEET HAS BEEN REDRAWN USING COMPUTER AIDED DRAFTING/DESIGN (CAD/D) BASED ON THE MAP PREPARED BY CRAIG F. REMINGTON OF REMINGTON & VERNICK DATED FEBRUARY, 1975.

PLATE 8

PLATE 6



HIGGINS AVE.

(N.J. STATE HWY RTE. 30)

PLATE 8

PIKE

WHITE

NEW FREEDOM RD.

61

64

63

BOROUGH OF LINDENWOLD

BOROUGH OF LINDENWOLD



TAX MAP
BOROUGH OF CLEMENTON
CAMDEN COUNTY, NEW JERSEY
SCALE: 1" = 100' JANUARY, 2017
ANTHONY F. DiROSA, PE & PLS
N.J. PROFESSIONAL ENGINEER & LAND SURVEYOR No. 246804257000
BACH ASSOCIATES, PC
304 WHITE HORSE PIKE
HADDON HEIGHTS, NEW JERSEY 08035
(856)546-8611 FAX: (856)546-8612
TO SHOW CONDITIONS AS OF JANUARY, 2017

NOTE: THIS SHEET HAS BEEN REDRAWN USING COMPUTER AIDED DRAFTING/DESIGN (CAD/D) BASED ON THE MAP PREPARED BY CRAIG F. REMINGTON OF REMINGTON & VERNICK DATED FEBRUARY, 1975.

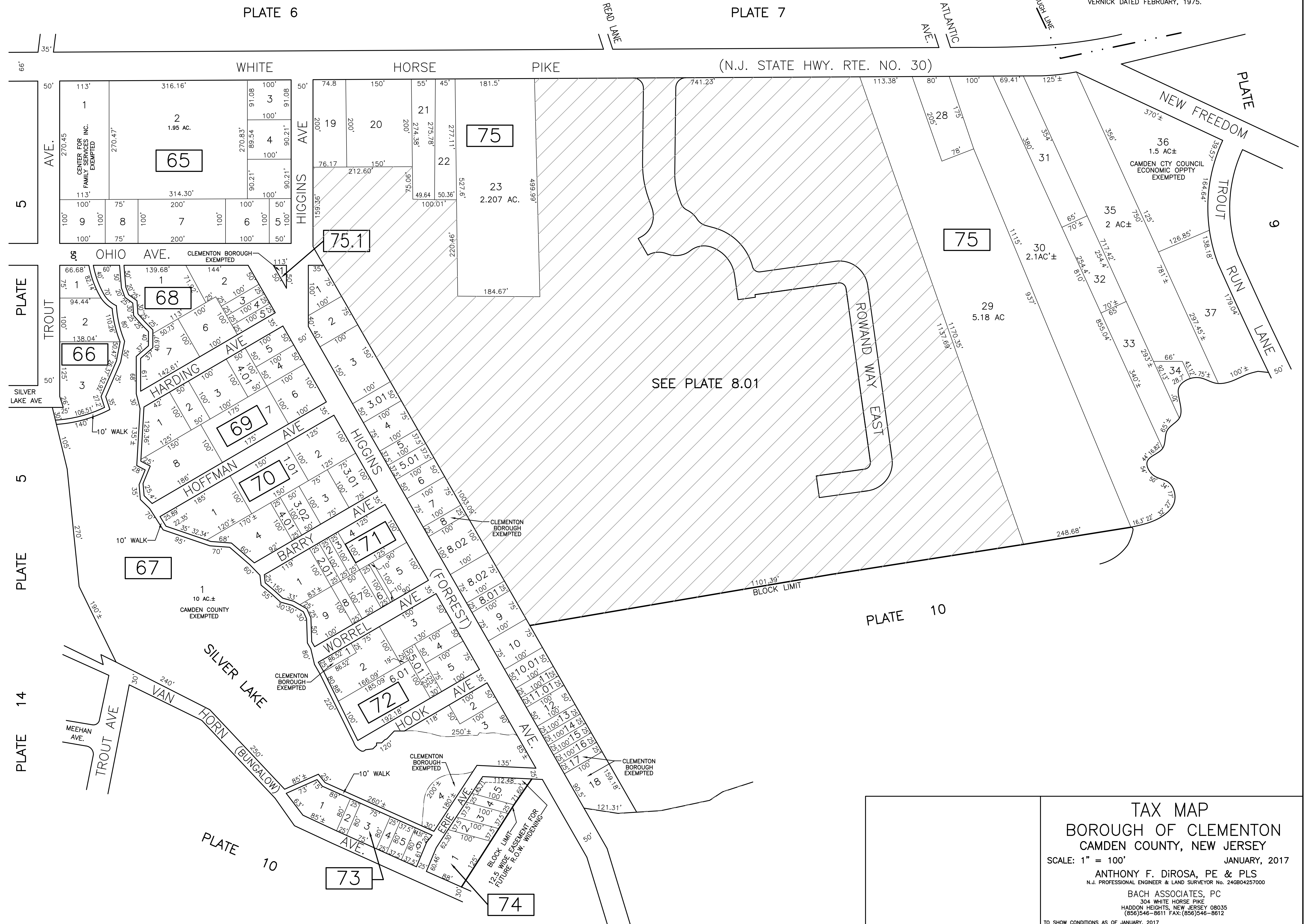
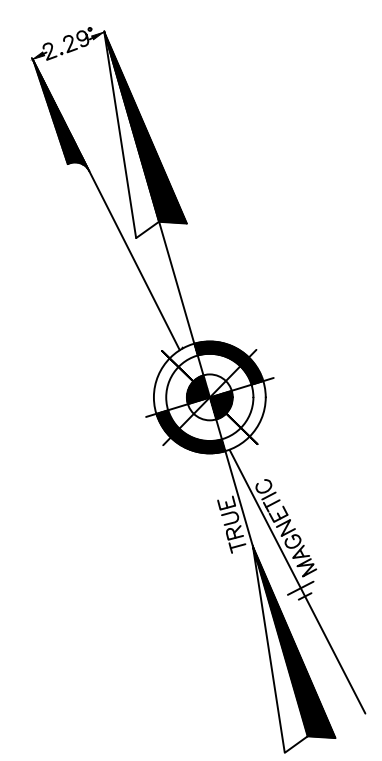


PLATE 6

PLATE 7

5

PLATE 5

5

PLATE 5

PLATE 14

PLATE 14

PLATE 10

PLATE 10

PLATE 6

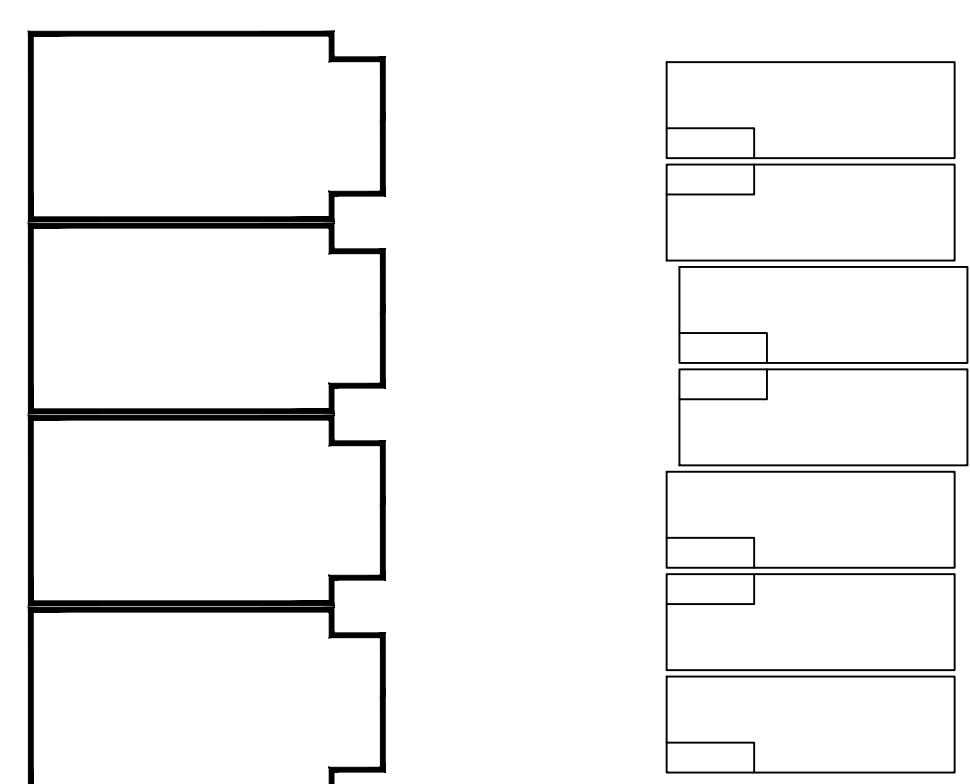
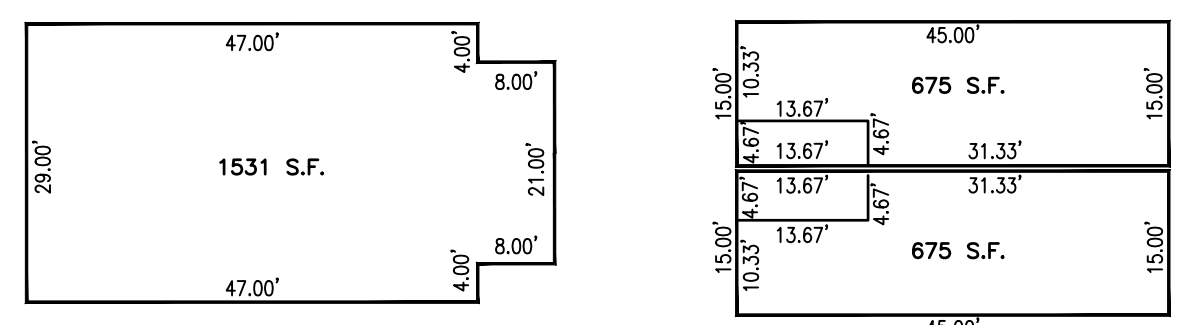
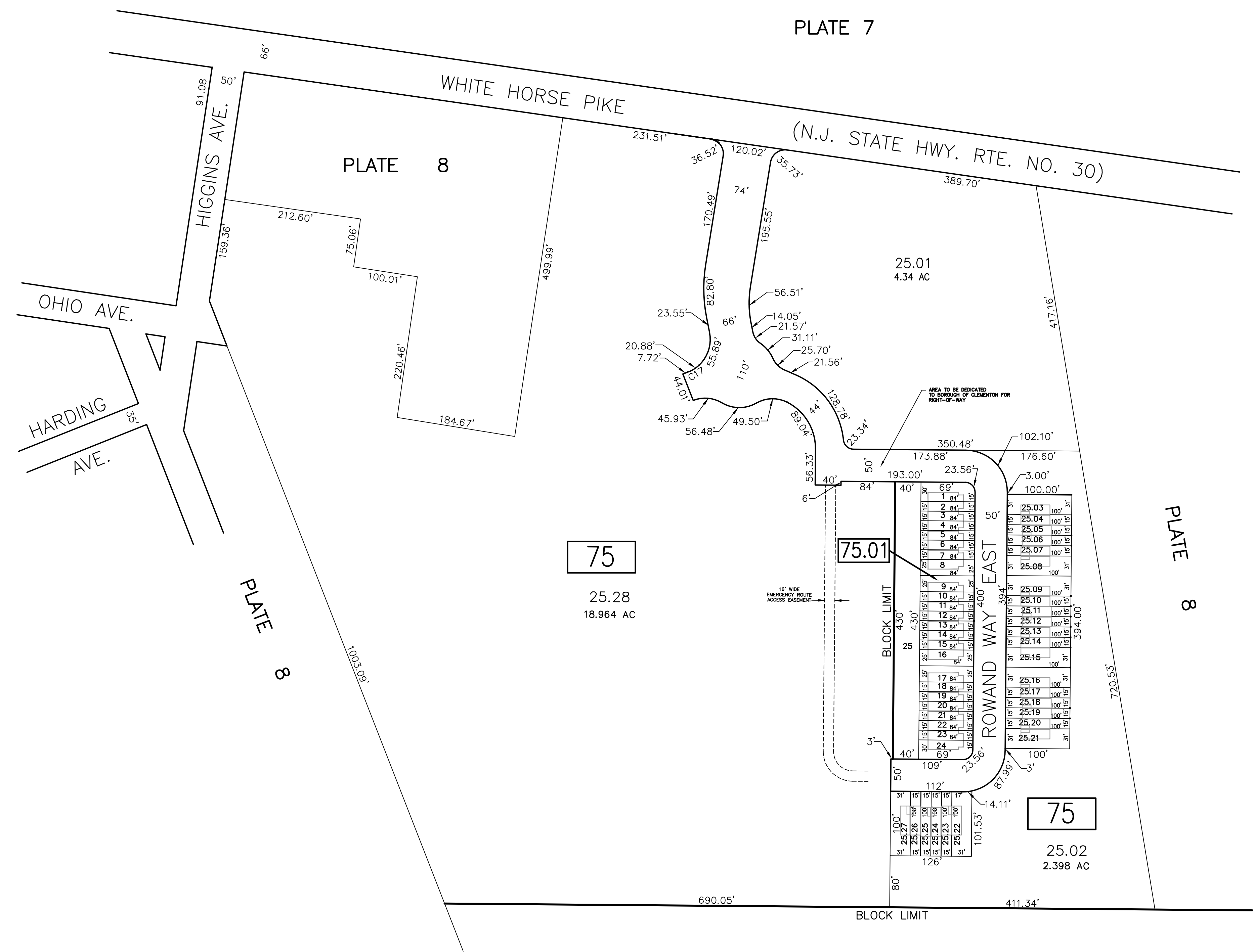
PLATE 6

PLATE 6

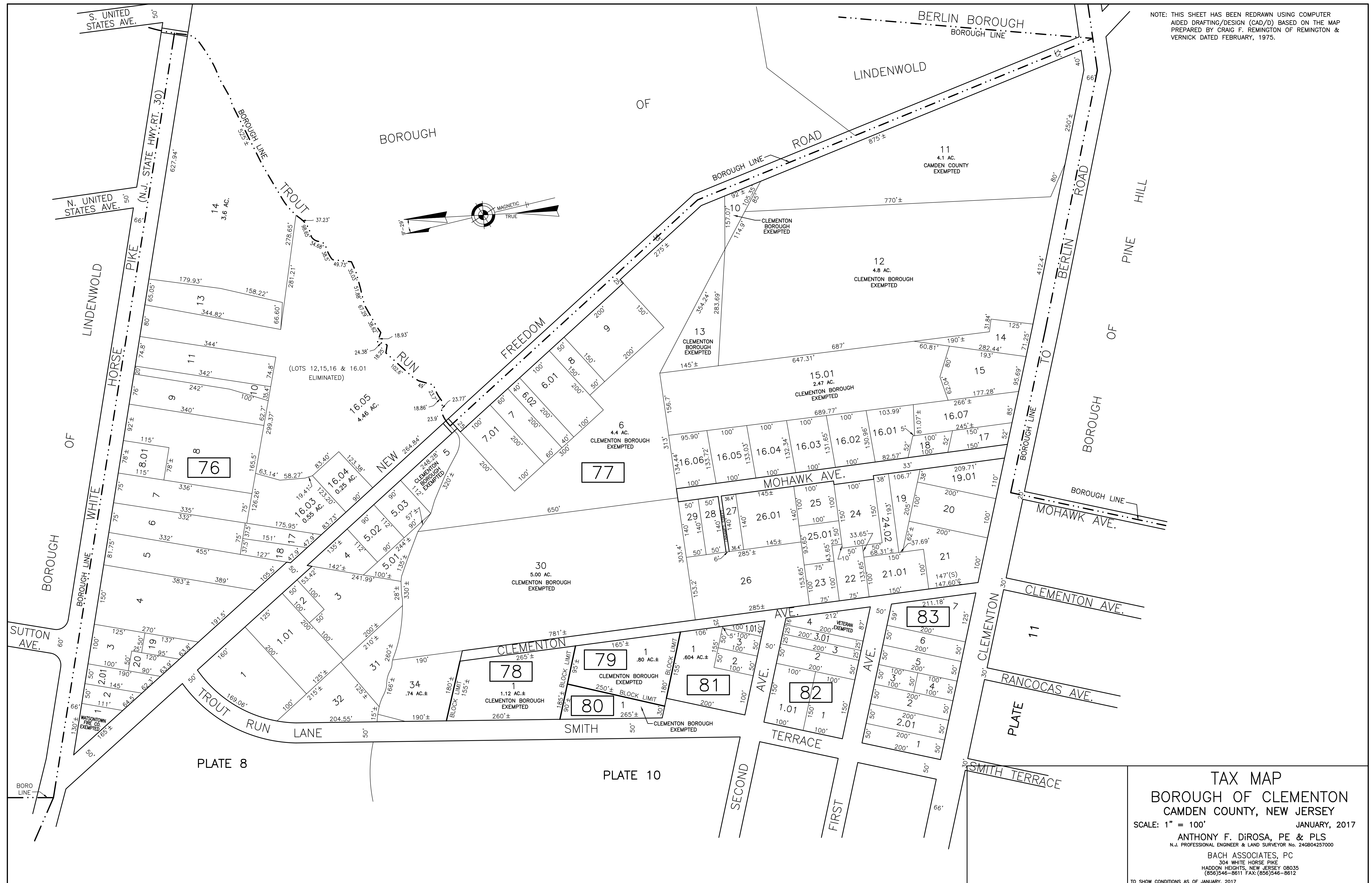
PLATE 6

TAX MAP
BOROUGH OF CLEMENTON
CAMDEN COUNTY, NEW JERSEY
 SCALE: 1" = 100' JANUARY, 2017
 ANTHONY F. DiROSA, PE & PLS
 N.J. PROFESSIONAL ENGINEER & LAND SURVEYOR No. 246804257000
 BACH ASSOCIATES, PC
 304 WHITE HORSE PIKE
 HADDON HEIGHTS, NEW JERSEY 08035
 (856)546-8611 FAX: (856)546-8612
 TO SHOW CONDITIONS AS OF JANUARY, 2017

NOTE: THIS SHEET HAS BEEN REDRAWN USING COMPUTER AIDED DRAFTING/DESIGN (CAD/D) BASED ON THE MAP PREPARED BY CRAIG F. REMINGTON OF REMINGTON & VERNICK DATED FEBRUARY, 1975.



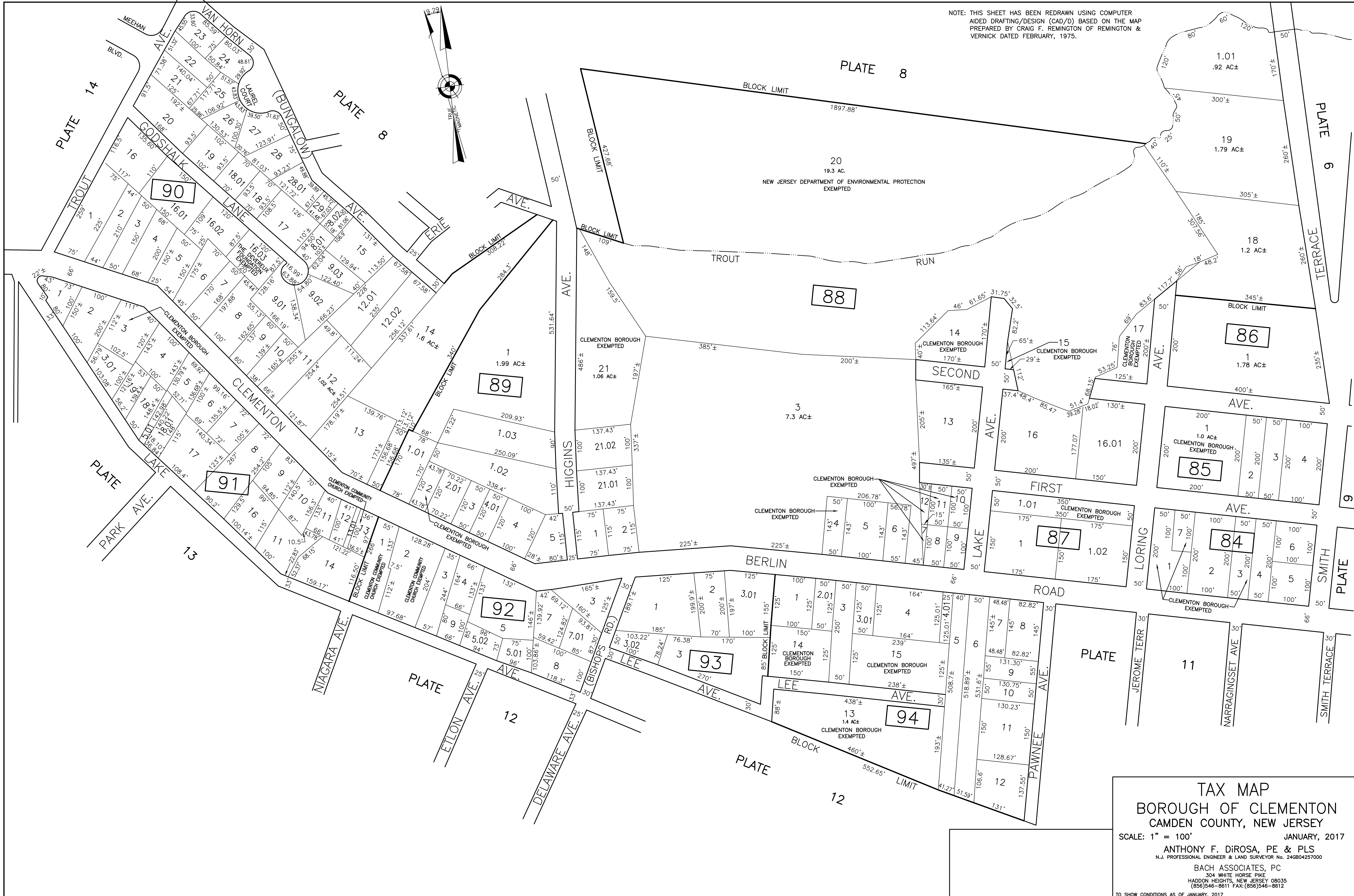
TAX MAP
BOROUGH OF CLEMENTON
CAMDEN COUNTY, NEW JERSEY
 SCALE: 1" = 100' JANUARY, 2017
 ANTHONY F. DiROSA, PE & PLS
 N.J. PROFESSIONAL ENGINEER & LAND SURVEYOR No. 246804257000
 BACH ASSOCIATES, PC
 304 WHITE HORSE PIKE
 HADDON HEIGHTS, NEW JERSEY 08035
 (856)546-9611 FAX: (856)546-8612
 TO SHOW CONDITIONS AS OF JANUARY, 2017



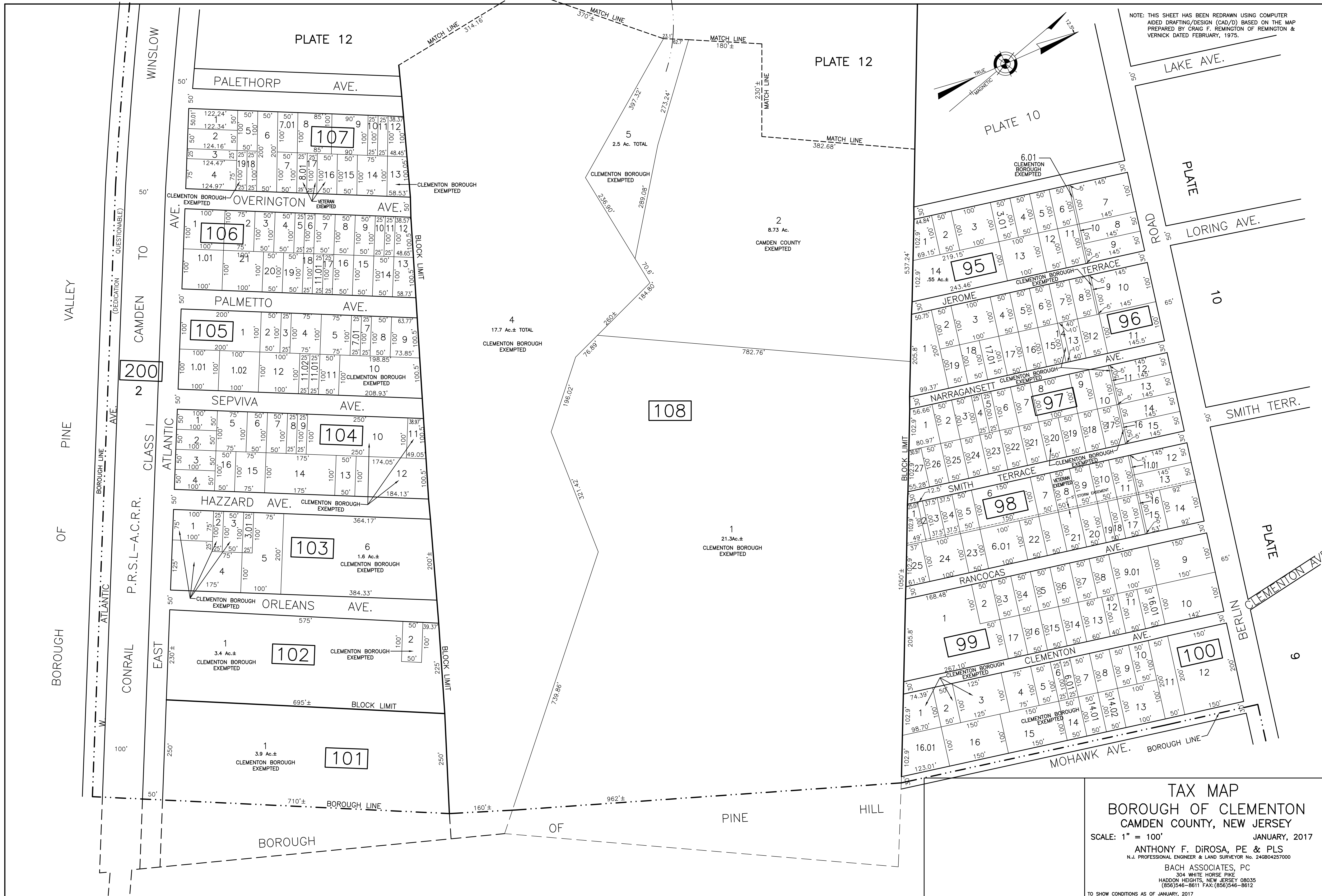
NOTE: THIS SHEET HAS BEEN REDRAWN USING COMPUTER AIDED DRAFTING/DESIGN (CAD/D) BASED ON THE MAP PREPARED BY CRAIG F. REMINGTON OF REMINGTON & VERNICK DATED FEBRUARY, 1975.

TAX MAP
BOROUGH OF CLEMENTON
CAMDEN COUNTY, NEW JERSEY
 SCALE: 1" = 100' JANUARY, 2017
 ANTHONY F. DiROSA, PE & PLS
 N.J. PROFESSIONAL ENGINEER & LAND SURVEYOR No. 246804257000
 BACH ASSOCIATES, PC
 304 WHITE HORSE PIKE
 HADDON HEIGHTS, NEW JERSEY 08035
 (856)546-9611 FAX: (856)546-8612
 TO SHOW CONDITIONS AS OF JANUARY, 2017

NOTE: THIS SHEET HAS BEEN REDRAWN USING COMPUTER AIDED DRAFTING/DESIGN (CAD/D) BASED ON THE MAP PREPARED BY CRAIG F. REMINGTON OF REMINGTON & VERNICK DATED FEBRUARY, 1975.

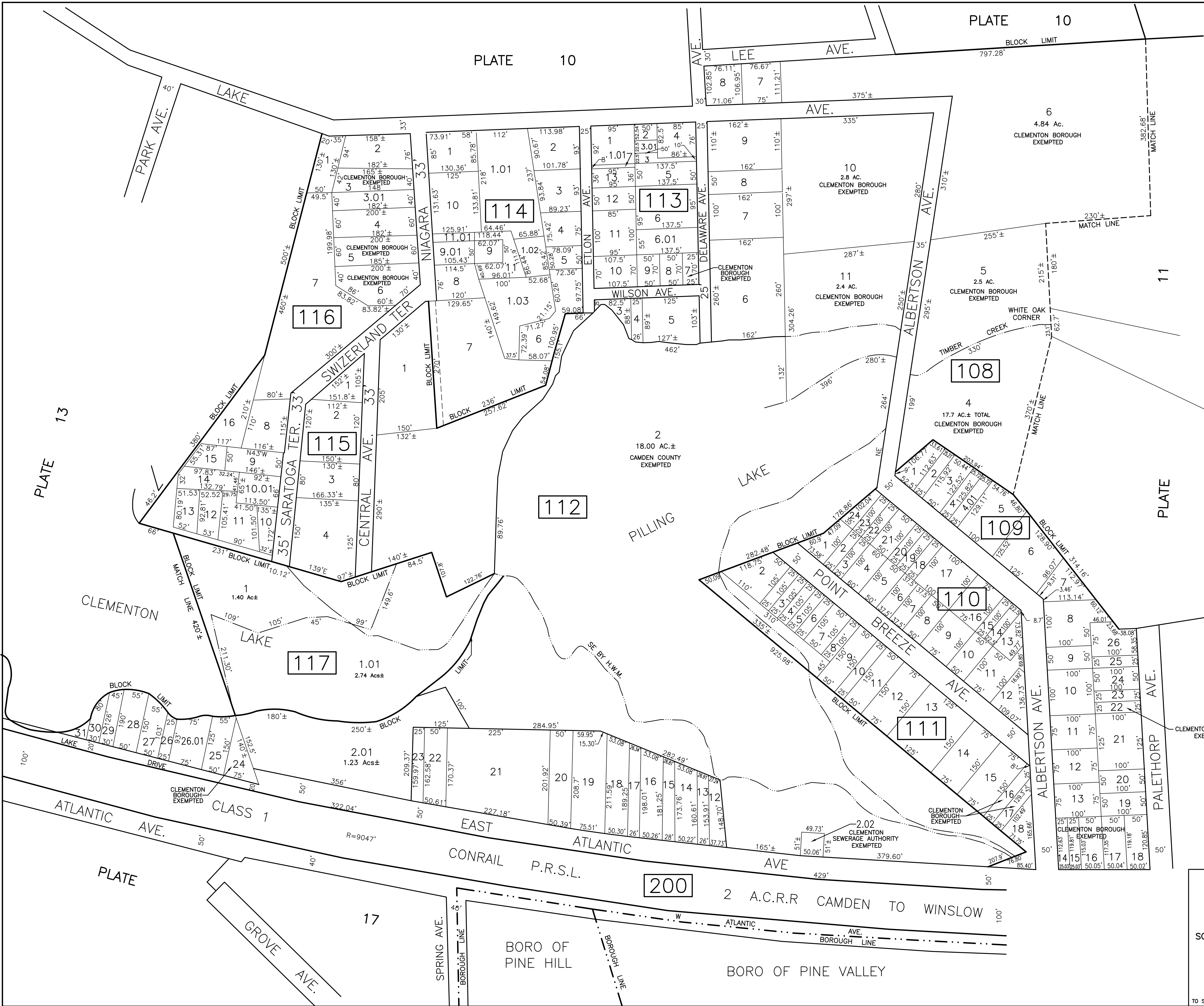


TAX MAP
BOROUGH OF CLEMINGTON
CAMDEN COUNTY, NEW JERSEY
 SCALE: 1" = 100' JANUARY, 2017
 ANTHONY F. DiROSA, PE & PLS
 N.J. PROFESSIONAL ENGINEER & LAND SURVEYOR No. 246804257000
 BACH ASSOCIATES, PC
 304 WHITE HORSE PIKE
 HADDON HEIGHTS, NEW JERSEY 08035
 (856)546-8611 FAX: (856)546-8612
 TO SHOW CONDITIONS AS OF JANUARY, 2017

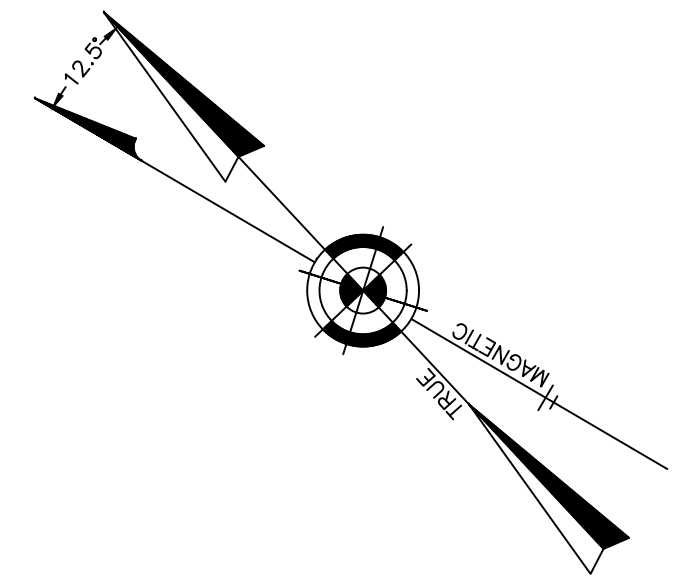


NOTE: THIS SHEET HAS BEEN REDRAWN USING COMPUTER AIDED DRAFTING/DESIGN (CAD/D) BASED ON THE MAP PREPARED BY CRAIG F. REMINGTON OF REMINGTON & VERNICK DATED FEBRUARY, 1975.

TAX MAP
BOROUGH OF CLEMEN TON
CAMDEN COUNTY, NEW JERSEY
 SCALE: 1" = 100'
 JANUARY, 2017
 ANTHONY F. DiROSA, PE & PLS
 N.J. PROFESSIONAL ENGINEER & LAND SURVEYOR No. 246804257000
 BACH ASSOCIATES, PC
 304 WHITE HORSE PIKE
 HADDON HEIGHTS, NEW JERSEY 08035
 (856)546-8611 FAX: (856)546-8612
 TO SHOW CONDITIONS AS OF JANUARY, 2017

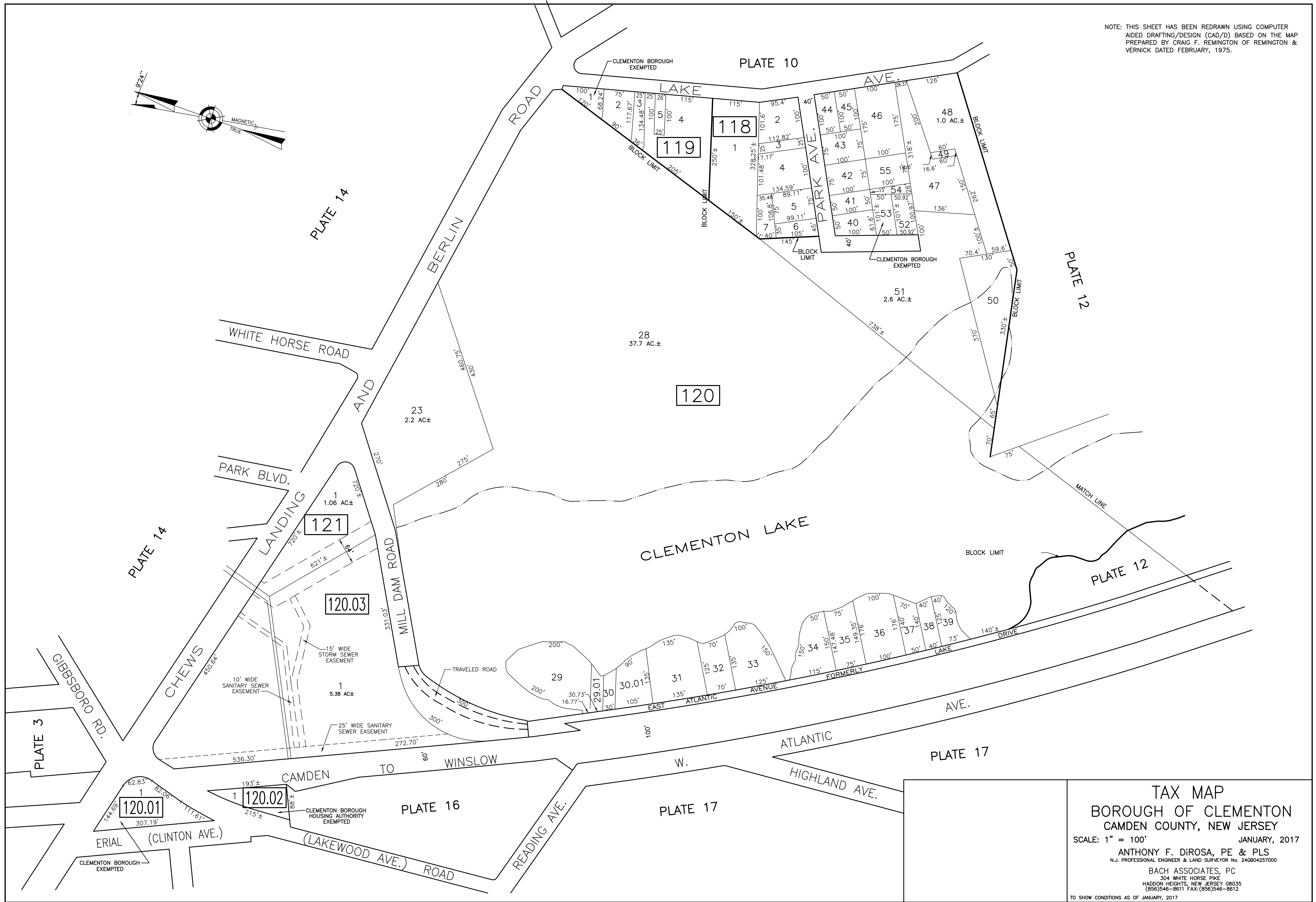
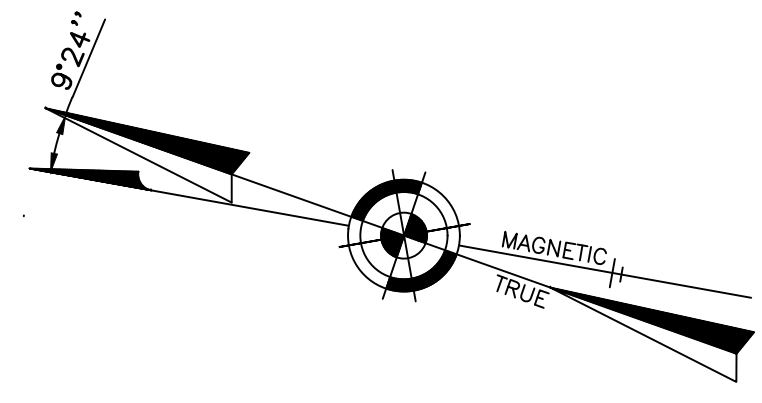


NOTE: THIS SHEET HAS BEEN REDRAWN USING COMPUTER AIDED DRAFTING/DESIGN (CAD/D) BASED ON THE MAP PREPARED BY CRAIG F. REMINGTON OF REMINGTON & VERNICK DATED FEBRUARY, 1975.



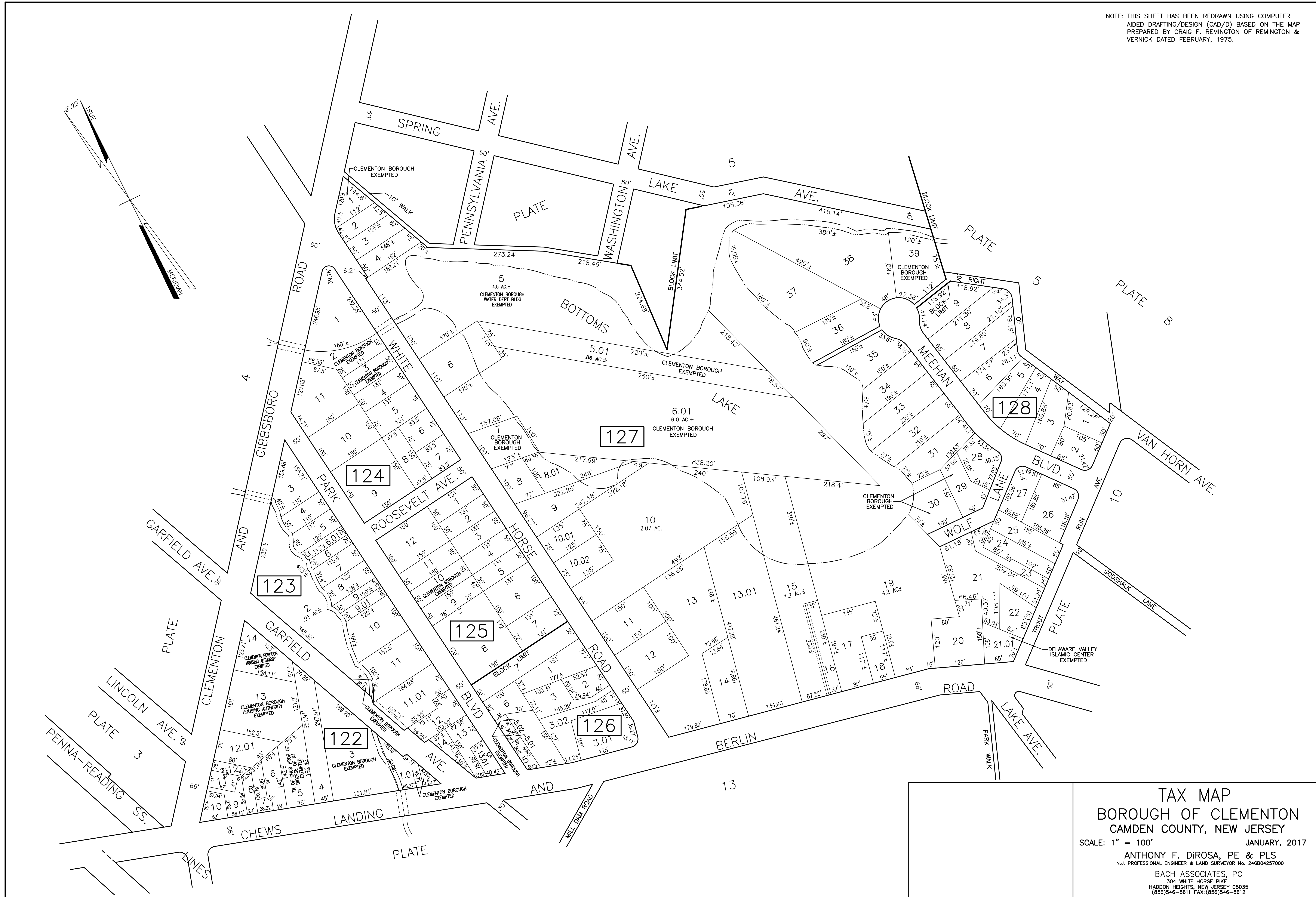
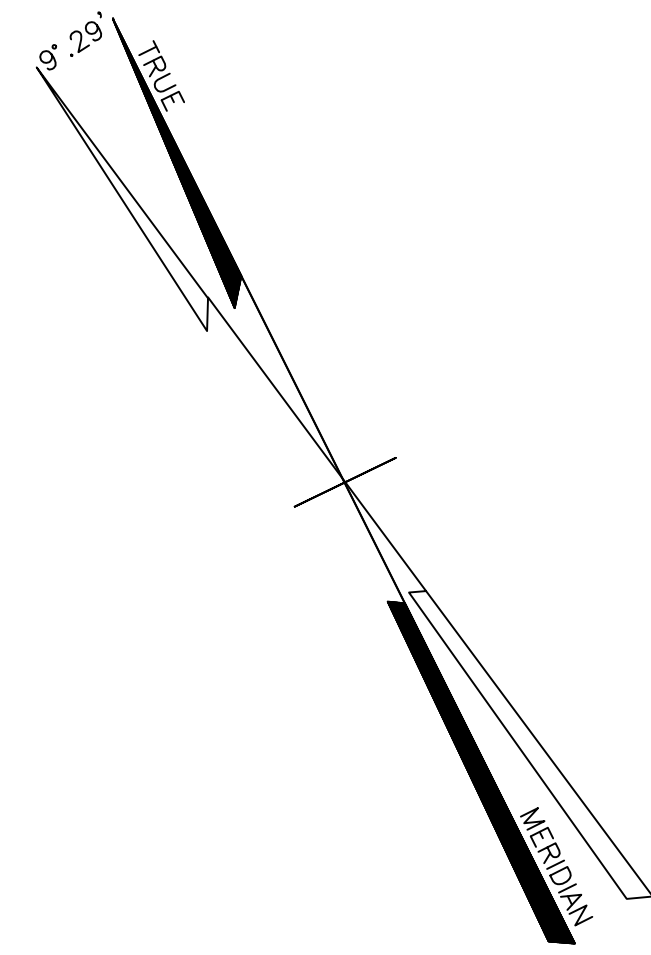
TAX MAP
BOROUGH OF CLEMENTON
CAMDEN COUNTY, NEW JERSEY
 SCALE: 1" = 100' JANUARY, 2017
 ANTHONY F. DiROSA, PE & PLS
 N.J. PROFESSIONAL ENGINEER & LAND SURVEYOR No. 246804257000
 BACH ASSOCIATES, PC
 304 WHITE HORSE PIKE
 HADDON HEIGHTS, NEW JERSEY 08035
 (856)546-8611 FAX: (856)546-8612
 TO SHOW CONDITIONS AS OF JANUARY, 2017

NOTE: THIS SHEET HAS BEEN REDRAWN USING COMPUTER AIDED DRAFTING/DESIGN (CAD/D) BASED ON THE MAP PREPARED BY CRAIG F. REMINGTON OF REMINGTON & VERNICK DATED FEBRUARY, 1975.



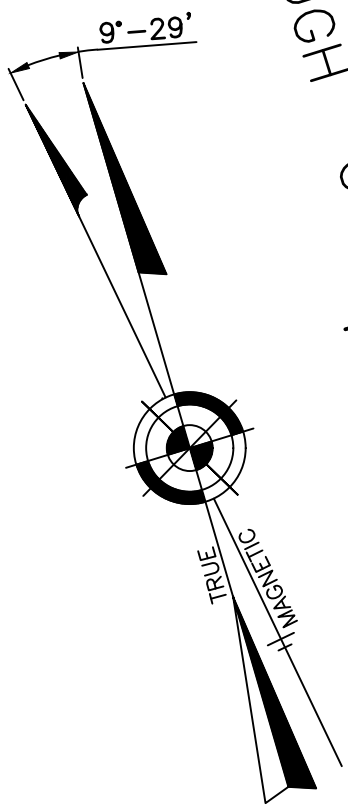
TAX MAP
BOROUGH OF CLEMENTON
CAMDEN COUNTY, NEW JERSEY
 SCALE: 1" = 100' JANUARY, 2017
ANTHONY F. DiROSA, PE & PLS
N.J. PROFESSIONAL ENGINEER & LAND SURVEYOR No. 246804257000
BACH ASSOCIATES, PC
304 WHITE HORSE PIKE
 HADDON HEIGHTS, NEW JERSEY 08035
 (856)546-9611 FAX: (856)546-8612
 TO SHOW CONDITIONS AS OF JANUARY, 2017

NOTE: THIS SHEET HAS BEEN REDRAWN USING COMPUTER AIDED DRAFTING/DESIGN (CAD/D) BASED ON THE MAP PREPARED BY CRAIG F. REMINGTON OF REMINGTON & VERNICK DATED FEBRUARY, 1975.



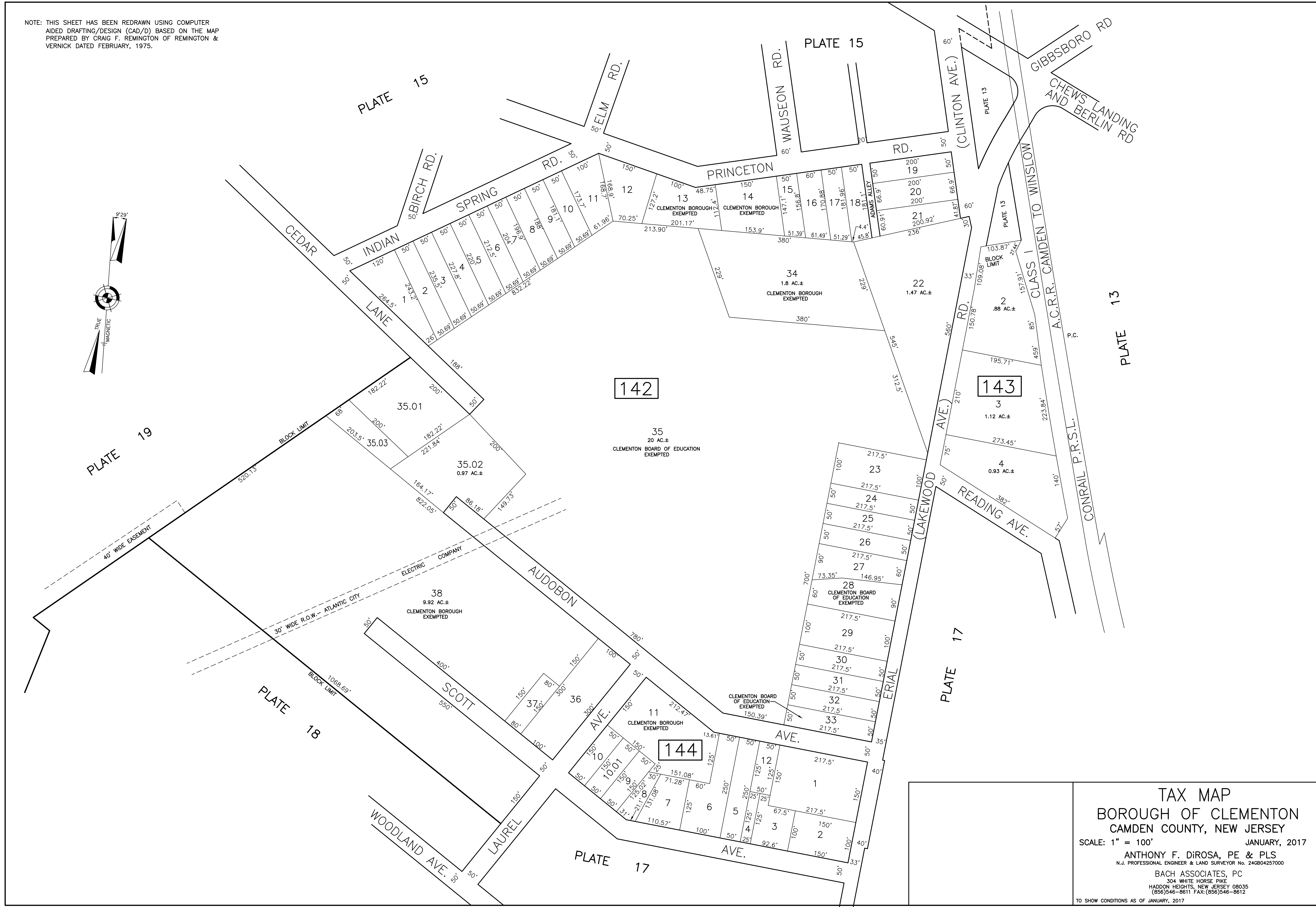
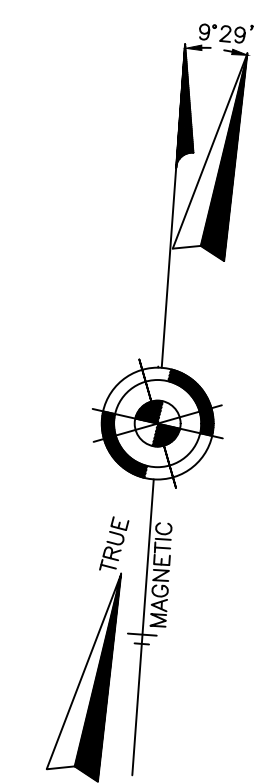
TAX MAP
 BOROUGH OF CLEMENTON
 CAMDEN COUNTY, NEW JERSEY
 SCALE: 1" = 100' JANUARY, 2017
 ANTHONY F. DiROSA, PE & PLS
 N.J. PROFESSIONAL ENGINEER & LAND SURVEYOR No. 24GB04257000
 BACH ASSOCIATES, PC
 304 WHITE HORSE PIKE
 HADDON HEIGHTS, NEW JERSEY 08035
 (856)546-9611 FAX: (856)546-8612
 TO SHOW CONDITIONS AS OF JANUARY, 2017

NOTE: THIS SHEET HAS BEEN REDRAWN USING COMPUTER AIDED DRAFTING/DESIGN (CAD/D) BASED ON THE MAP PREPARED BY CRAIG F. REMINGTON OF REMINGTON & VERNICK DATED FEBRUARY, 1975.

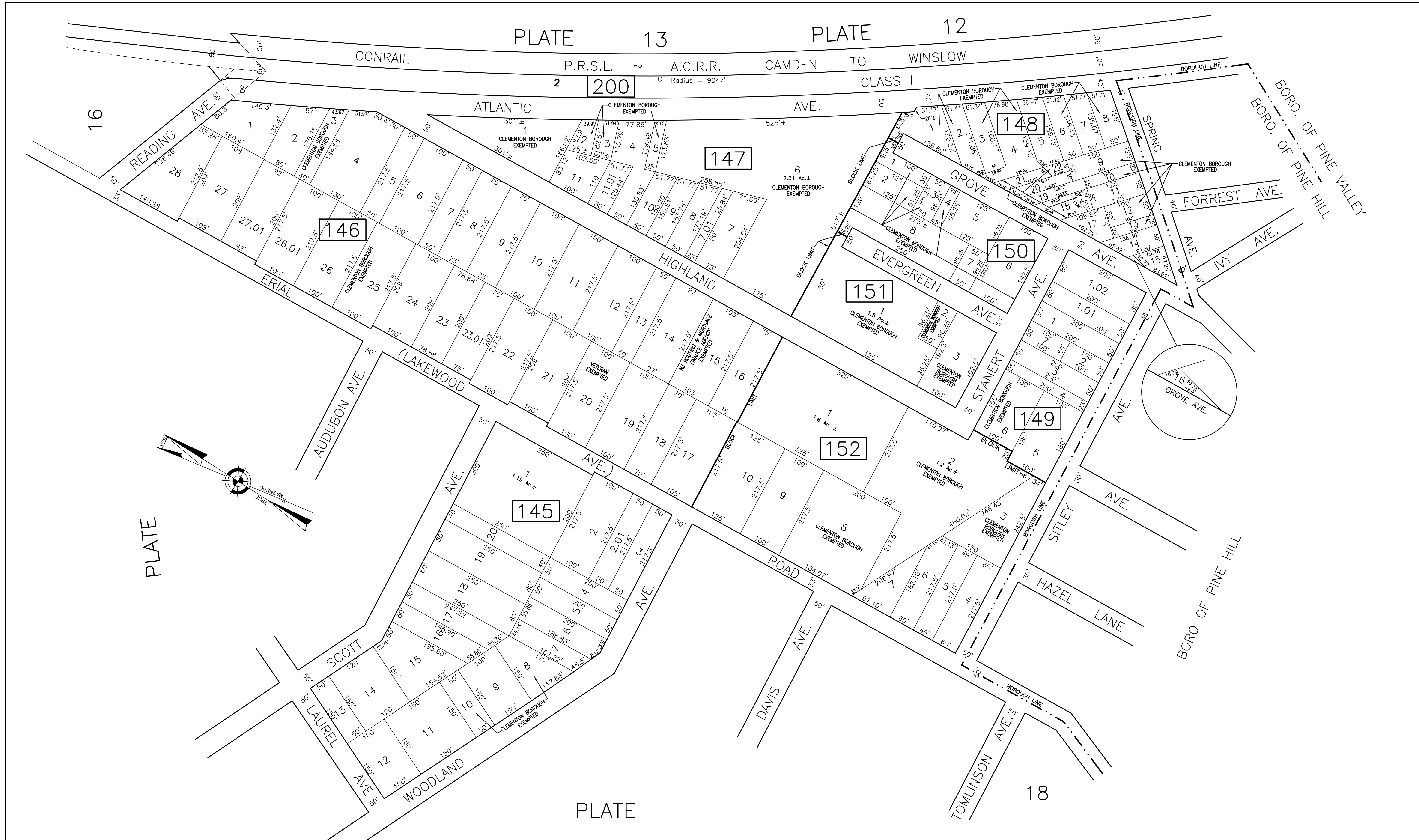


TAX MAP
BOROUGH OF CLEMENTON
CAMDEN COUNTY, NEW JERSEY
 SCALE: 1" = 100' JANUARY, 2017
ANTHONY F. DiROSA, PE & PLS
N.J. PROFESSIONAL ENGINEER & LAND SURVEYOR No. 246804257000
BACH ASSOCIATES, PC
304 WHITE HORSE PIKE
 HADDON HEIGHTS, NEW JERSEY 08035
 (856)546-9611 FAX: (856)546-8612
 TO SHOW CONDITIONS AS OF JANUARY, 2017

NOTE: THIS SHEET HAS BEEN REDRAWN USING COMPUTER AIDED DRAFTING/DESIGN (CAD/D) BASED ON THE MAP PREPARED BY CRAIG F. REMINGTON OF REMINGTON & VERNICK DATED FEBRUARY, 1975.



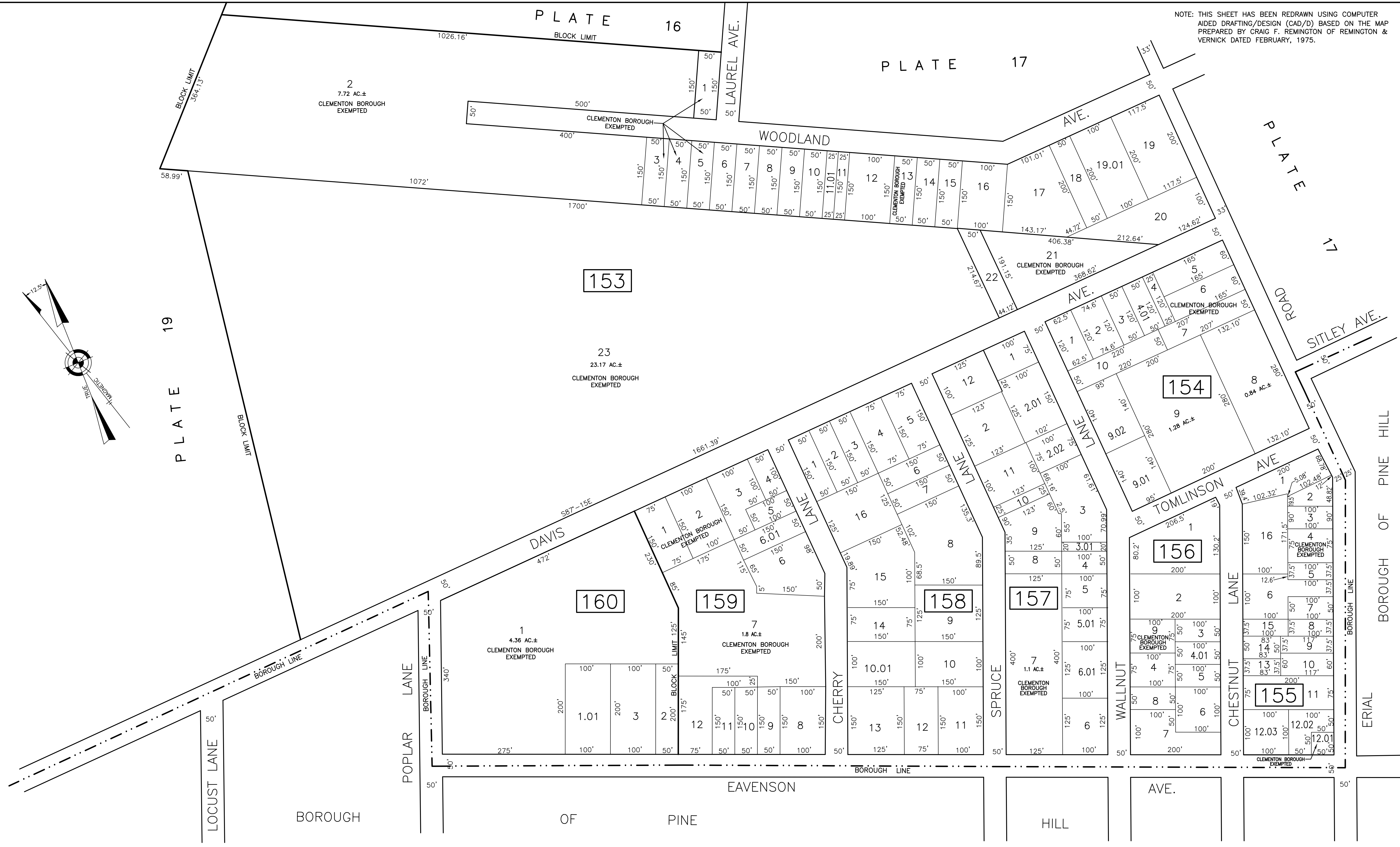
TAX MAP
 BOROUGH OF CLEMENTON
 CAMDEN COUNTY, NEW JERSEY
 SCALE: 1" = 100' JANUARY, 2017
 ANTHONY F. DiROSA, PE & PLS
 N.J. PROFESSIONAL ENGINEER & LAND SURVEYOR No. 246804257000
 BACH ASSOCIATES, PC
 304 WHITE HORSE PIKE
 HADDON HEIGHTS, NEW JERSEY 08035
 (856)546-8611 FAX: (856)546-8612
 TO SHOW CONDITIONS AS OF JANUARY, 2017



NOTE: THIS SHEET HAS BEEN REDRAWN USING COMPUTER AIDED DRAFTING/DESIGN (CAD/D) BASED ON THE MAP PREPARED BY CRAIG F. REMINGTON OF REMINGTON & VERNICK DATED FEBRUARY, 1975.

TAX MAP
 BOROUGH OF CLEMENTON
 CAMDEN COUNTY, NEW JERSEY
 SCALE: 1" = 100' JANUARY, 2017
 ANTHONY F. DiROSA, PE & PLS
 N.J. PROFESSIONAL ENGINEER & LAND SURVEYOR No. 246804257000
 BACH ASSOCIATES, PC
 304 WHITE HORSE PIKE
 HADDON HEIGHTS, NEW JERSEY 08035
 (856)546-8611 FAX: (856)546-8612
 TO SHOW CONDITIONS AS OF JANUARY, 2017

NOTE: THIS SHEET HAS BEEN REDRAWN USING COMPUTER AIDED DRAFTING/DESIGN (CAD/D) BASED ON THE MAP PREPARED BY CRAIG F. REMINGTON OF REMINGTON & VERNICK DATED FEBRUARY, 1975.



TAX MAP
BOROUGH OF CLEMENTON
CAMDEN COUNTY, NEW JERSEY
 SCALE: 1" = 100' JANUARY, 2017
ANTHONY F. DiROSA, PE & PLS
N.J. PROFESSIONAL ENGINEER & LAND SURVEYOR No. 246804257000
BACH ASSOCIATES, PC
304 WHITE HORSE PIKE
 HADDON HEIGHTS, NEW JERSEY 08035
 (856)546-9611 FAX: (856)546-9612
 TO SHOW CONDITIONS AS OF JANUARY, 2017

